

# COLORADO BASKETBALL 2005-06



## UNIVERSITY OF COLORADO (5-1)

### vs. UC IRVINE ANTEATERS (4-3)

**Game #7** Saturday, Dec. 17, 7:07 p.m. (mnt.)  
Coors Events/Conference Center (11,064)

**Television:** none

**Radio 760-AM:** Mark Johnson (p-b-p),  
Charles Johnson (analyst)

## 2005-06 SCHEDULE

Date	Opponent	Time
Fri. Nov. 18	UNC WILMINGTON	W, 73-54
Mon. Nov. 21	at Colorado State (FSN)	L, 82-83
Sat. Nov. 26	^ vs. Saint Mary's (CA) (FSN)	W, 73-54
Tue. Nov. 29	at Penn	W, 78-60
Sat. Dec. 03	CAL POLY	W, 93-75
Wed. Dec. 07	UTAH (FSN)	W, 76-52
Sat. Dec. 17	UC IRVINE	7 p.m.
Tue. Dec. 20	at TCU (FSN)	6 p.m.
Thur. Dec. 22	MERCER	7 p.m.
Sat. Dec. 31	DARTMOUTH	1 p.m.
Tue. Jan. 03	SAVANNAH STATE	7 p.m.
Sat. Jan. 07	*at Texas (ESPN+)	2 p.m.
Wed. Jan. 11	*KANSAS (FSN RM)	7 p.m.
Sat. Jan. 14	*at Missouri (ERT)	4 p.m.
Wed. Jan. 18	*BAYLOR	7:30 p.m.
Sat. Jan. 21	*at Oklahoma St. (ESPN+)	2 p.m.
Wed. Jan. 25	*NEBRASKA (FSN RM)	7 p.m.
Sat. Jan. 28	*KANSAS STATE (FSN RM)	5 p.m.
Sun. Feb. 05	*at Iowa State (ESPN+)	12 p.m.
Wed. Feb. 08	*at Texas A&M (FSN RM)	6 p.m.
Sat. Feb. 11	*TEXAS TECH (ESPN+)	2 p.m.
Wed. Feb. 15	*OKLAHOMA (ESPN2)	7:30 p.m.
Sat. Feb. 18	*at Kansas St. (ESPN+)	11:30 a.m.
Wed. Feb. 22	*at Nebraska	6 p.m.
Sat. Feb. 25	*MISSOURI (ESPN+)	11:30 a.m.
Wed. Mar. 01	*at Kansas	6 p.m.
Sat. Mar. 04	*IOWA STATE	7 p.m.
Thur.-Sun.,	**2006 Phillips 66 Big 12	
Mar. 9-12	Championships	

^Colorado Classic, Pepsi Center (Denver, Colo.)

Home Games in **BOLD CAPS**; Times are MOUNTAIN

^ Exhibition; \* Big 12 Conference Game

\*\* American Airlines Center (Dallas, Texas)

(ERT) ESPN Plus

(FSN RM) Fox Sports Network Rocky Mountain

All dates and times are SUBJECT TO CHANGE

## SPORTS INFORMATION

MBB Contact ..... Andrew R. Green  
Office ..... 303/492-5626  
Fax ..... 303/492-3811  
Email ..... andrew.green@colorado.edu  
Cell ..... 720/470-9780  
Press Row Phone ..... 303/492-1552 or 4381  
Home Arena ..... Coors Events Center (11,064)  
Radio ..... 760-AM  
... Mark Johnson (p-b-p), Charles Johnson (analyst)  
Athletic Reception ..... 303/492-7931  
Men's Basketball Office ..... 303/492-6877  
CECC Media Work Room 303/492-0713 or 0710  
Athletic Ticket Office ..... 303/492-8337  
Mailing Address:  
Sports Information  
University of Colorado  
357 UCB (Fieldhouse Annex 50)  
Boulder, CO 80309-0357

**TONIGHT:** The Buffaloes have been idle for the last 10 days with the end of the semester and final exams. CU brings a perfect 3-0 home record into tonight's game and it's also the third straight game at the Coors Events Center.

**SCOUTING UC IRVINE:** CU is 6-0 lifetime against the Anteaters with three victories each in Boulder and Irvine. It's the first meeting between the two schools since 1991 (14 years) and a homecoming for UC Irvine senior guard Ross Schraeder (16.7 ppg., 3.3 rpg.), who went to high school at Denver East. Irvine is 4-3, however has dropped two of their three losses by a total of three points. After dropping the first game of the season to George Mason (79-56), the Anteaters won four of their next six games, including an upset win at Stanford (79-63). Their other two setbacks came at Pepperdine (79-76) and at home to CSU-Stanislaus (91-90).

**10 DAYS OF REST OR MORE:** Since the 1997-98 season, CU is 5-2 with at least 10 days or more in between games due to fall semester final exams.

Dec. 07-18, 2004	W, Colorado State, 89-83
Dec. 10-19, 2003	W, Tennessee State, 71-44
Dec. 11-21, 2002	L, at Rice, 80-61
Dec. 13-31, 2001	W, Wis.-Milwaukee, 93087
Dec. 08-18, 2000	W, E. Washington, 79-61
Dec. 09-21, 1999	W, Texas-Arlington, 97-71
Dec. 09-20, 1998	L, UMass, 79-68 (at Vegas)

**Buff Notes:** **Richard Roby** collected his third career double-double versus Utah (19 pts., 10 rebs.) ... Roby has led CU in scoring last four games in a row (one tied) averaging 21.8 ppg. ... Roby is 11th nationally in 3-point percentage (.531) 17-of-32 ... **Marcus Hall** has 197 career assists (21st all-time), he need seven to reach 20th place (Michel Morandais) ... **Chris Copeland** is averaging 16 points and 7.0 rebounds his last three games ... **Andy Osborn** collected his second career double-double at CU, 17 pts., 10 rebounds against Cal Poly (four at Loyola Marymount) ... Roby is 71st in all-time scoring (591 pts., 36 games, 16.4 ppg.) ... Copeland has 309 career rebounds; only Eddy (336) has more of current players ... Copeland, Roby each have a pair of 20-plus games this year. Over their careers, Roby has 10, Copeland five 20-point games ... **TEAM:** CU launched a school-record 37 3-point attempts (12 made) in the win over Utah ... CU is 17th nationally in rebounding margin (9.2), 19th in steals (10.8), and 45th in scoring (79.2) ... CU is 3-0 at home this season out-scoring opponents 80.7-60.3 ... In the last four years, the current senior class is 21-3 (.875) at home (losses Utah, Richmond, Georgia) ... CU is 60-7 since 1996-97 in home non-conference games (.909) ... Entering tonight CU will attempt to equal its best start since 2003-04 going 6-1 (the other 6-1 starts in the last 20 years: 1989-90, 1982-83, 1978-79) ... CU has out-rebounded the opponent in all six games ... The Buffs are ahead of last year's 3-point record pace (223 3-pointers), 45 to 34 after six games and are 4-0 when holding the opponent under 70 points.

## Team Comparison Averages

	CU	UCI
Points	79.2	77.3
Points Allowed	63.0	68.6
Scoring Margin	+16.2	+8.7
Field Goals	30.0	27.7
Field Goal Att.	65.3	55.1
Field Goal Pct.	.459	.503
3-pt Field Goals	7.5	8.7
3-pt Field Goal Att.	22.0	20.0
3-pt Field Goal Pct.	.341	.436
Free Throws	11.7	13.1
Free Throw Att.	18.7	18.4
Free Throw Pct.	.625	.713
Offensive Rebounds	16.2	11.0
Defensive Rebounds	25.8	23.9
Total Rebounds	42.0	34.9
Rebounding Margin	+9.2	+2.9
Fouls	18.5	16.7
Assists	17.2	17.3
Turnovers	13.5	14.4
Assist/TO Ratio	1.3	1.2
Turnover Margin	+5.2	-1.1
Blocks	3.8	3.7
Steals	10.8	3.7

**COLORADO  
BUFFALOES  
(5-1)**



**UC IRVINE ANTEATERS  
(4-3)**



## Probable Starters

### Colorado

Pos	No	Name	Ht	Yr	Hometown	PPG	RPG	APG
G	5	Jayson Obazuaye	6-2	Sr.	San Jose, Calif.	6.8	5.3	1.5
G	21	Marcus Hall	6-1	Jr.	Houston, Texas	7.5	2.3	4.3
G	23	Richard Roby	6-6	So.	San Bernardino, Calif.	18.5	6.3	3.3
F	4	Andy Osborn	6-9	Sr.	Longmont, Colo.	9.3	4.8	^1.0
F	15	Chris Copeland	6-8	Sr.	Richmond, Va.	15.5	6.0	#1.5

^blocks, #steals

### UC Irvine

Pos	No	Name	Ht	Yr	Hometown	PPG	RPG	APG
G	2	Shamar Armstrong	6-3	Sr.	Vallejo, Calif.	5.9	2.7	2.3
G	3	Aaron Fitzgerald	6-3	Sr.	Seattle, Wash.	13.0	3.1	6.3
G	14	Ross Schraeder	6-5	Sr.	Denver, Colo.	16.7	3.3	1.4
F	11	Nic Campbell	6-6	Jr.	Tasmania, Australia	11.4	4.1	3.0
F/C	33	Darren Fells	6-7	So.	Fullerton, Calif.	13.7	8.1	2.6

**CU'S ALL-TIME RECORD VS. NON-CONFERENCE OPPONENTS/RECORDS VS. CONFERENCES**

Opponent	Series	Conference	Record vs. Conf.
UNC Wilmington	CU, 1-0	Colonial Athletic Association	CU leads 3-2
at Colorado State	CU, 85-32	Mountain West Conference	CU, 182-104
vs. Saint Mary's	CU, 5-1	West Coast Conference	CU, 19-11
at Penn	CU, 2-0	Ivy League	CU, 5-1
Cal-Poly	CU, 3-0	Big West Conference	CU, 41-20
Utah	CU, 20-17	Mountain West Conference	CU, 182-104
UC-Irvine	CU, 6-0	Big West Conference	CU, 41-20
TCU	Tied 1-1	Western Athletic Conference	CU, 14-13
Mercer	CU, 1-0	Trans-America Conference	CU, 5-0
Dartmouth	1st meeting	Ivy League	CU, 4-1
Savannah State	CU, 1-0	Independents	CU, 8-0

**WHAT'S AHEAD:** CU travels to TCU (2-6) on Tuesday, Dec. 4 to round out the non-conference road schedule. After the Horned Frogs, CU returns home for an exciting threesome at the Events Center to round out the non-conference schedule with Mercer (1-4), Dartmouth (1-2, with former CU assistant Terry Dunn who coaches The Big Green), and Savannah State (1-7).

**TOP 25 RANKINGS ... almost:** Hey, we're getting votes, six to be exact in the latest ESPN/USA Today poll (week six). Also, CU is seventh in the CBS Sportsline RPI and 11th in the Sagarin ratings. The last time the Buffs were ranked in either poll came in 1997 at No. 24 (*Associated Press*). The others were 1969 (#18), 1963 (#10), 1962 (#9) and 1955 (#15).

**THIS DAY IN HISTORY:** CU is 7-8 on this date in history with a 7-5 record at home despite not playing on this date since 1994.

**BIG 12 OPENER:** After the Buffaloes roll through their non-conference schedule, nationally-ranked Texas looms on the schedule in Austin on Jan. 7. CU is 1-8 in Big 12 openers and 0-3 on the road.

Jan. 07, 2006	at Texas	??
Jan. 08, 2005	at Oklahoma	L, 55-85
Jan. 05, 2004	KANSAS	L, 62-77
Jan. 11, 2003	at Oklahoma	L, 54-69
Jan. 05, 2002	KANSAS	L, 85-97
Jan. 06, 2001	at Baylor	L, 56-61
Jan. 08, 2000	KANSAS	L, 69-84
Jan. 02, 1999	TEXAS	L, 68-73
Jan. 03, 1998	OKLAHOMA	L, 68-69
Jan. 04, 1997	NEBRASKA	W, 79-73

**RECORD-BREAKER PACE:** After six games the Buffaloes are on pace to break last year's 3-pointers made for a season. With 34 made and 91 attempts last year, CU has made 45-of-132 this year. Last year the school record for attempted treys was nearly broken (633 in 1998-99) with 632. At this pace look for both made and attempts to be rewritten.

**AGAINST OPPT. CONFERENCES:** Tonight's match up is the second against the Big West Conference (Cal Poly) this season. The rest of the non-conference breakdown is the Ivy League twice (Penn, Dartmouth) and the Mountain West (Colorado State, Utah). Of their 11 non-conference games, CU will play the Colonial Ath-

letic Association (UNCW), Trans America (Mercer), Western Athletic (TCU), West Coast (St. Mary's) and independent Savannah State.

**MORE BUFF TIDBITS, INDIVIDUAL:** With the exception of the Colorado State game, **Richard Roby** has led CU in one of the six categories every game this season (high scorer, rebounds, assists, blocks, 3-pointers, steals) ... **Scott Senger** grabbed a career-best five rebounds (four offensive) against Saint Mary's ... Against CSU, senior **Martane Freeman** posted career-highs in points (17), field goals (6), attempts (8), free throws (5), FT attempts (6), steals (3), minutes played (24) ... **Marcus Hall** tied a career-best in steals (4) and handed out seven assists, the most since having 10 against South Dakota State (Feb. 14) last year; Hall ranks 21st overall at CU in assists ... **Richard Roby** scored 480 points during his freshman season, the most of any frosh in its history, including **Chauncey Billups** (465) ... Seniors **Chris Copeland**, **Glean Eddy**, **Antoine McGee**, and **Jayson Obazuaye** close out their final year in 2005-06. It's also the first senior class under Head Coach **Ricardo Patton** that four players will have played their freshman, sophomore, junior and senior years at CU ... **TEAM NOTES:** Holding Utah to 16 first-half points was a non-conference school-record low in for opponents in the first 20 minutes ... The Buffs committed only five turnovers against Cal Poly, the least amount since the home win over Texas (Feb. 8) ... The 22 offensive rebounds against Cal Poly matched last year's 22 at Iowa State (Jan. 22) and Kansas (Jan 15) ... CU has made a 3-pointer in 107-straight games (last time CU didn't was Jan. 16, 2002, Iowa State, W, 63-61) ... With 10 seniors, eight senior scholarships, CU has the most nationally.

**"LS" INITIALS:** If you notice the "LS" initials on each of the CU player uniforms that's in memory of senior walk-on Scott Senger's mother, Linda died of cancer this past July. Scott played at nearby Monarch High School where set the school record for 3-pointers made in a season and most points scored.

**BUFFS PICKED 9TH:** The Big 12 coaches are predicting the Buffs will be a ninth place team in 2005-06. Last season the conference coaches

**INSIDE THE NUMBERS**

**CU's record under Patton when they score ...**

	Overall ... '05-06
Holding oppt. under 70	111-22 ..... 4-0
CU Scoring 30-39	0-1 .....
40-49 points	0-2 .....
50-59 points	1-26 .....
60-69 points	29-43 .....
70-79 points	53-39 ..... 4-0
80-89 points	50-17 ..... 0-1
90-99 points	18-3 ..... 1-0
Over 100 points	11-0 .....

**1995-2006 Margin of Victory/Losses**

1-2 points	12-12 ..... 0-1
3-5 points	16-20 .....
6-9 points	27-23 .....
10-14 points	30-31 .....
15-19 points	33-23 ..... 4-0
20-20 points	31-13 ..... 1-0
30 points	13-9 .....
	162-131

**Led CU In ... '05 -06 Career**

Double-digit scoring		
Richard Roby	6	33
Chris Copeland	5	25
Jayson Obazuaye	2	23
Marcus Hall	3	22
Andy Osborn	3	14
Glean Eddy	-	11
Julius Ashby	-	7
Dominique Coleman	1	1
Antoine McGee	-	1
Scott Senger	-	1
Marcus King-Stockton	-	1

**30+ Point Games**

Richard Roby	-	1
--------------	---	---

**20+ Point Games**

Richard Roby	2	10
Chris Copeland	2	5
Marcus Hall	-	5

**15+ Point Games**

Richard Roby	4	21
Chris Copeland	4	13
Marcus Hall	-	8
Andy Osborn	1	5
Jayson Obazuaye	-	7

**15+ Rebounds**

Julius Ashby	-	1
--------------	---	---

**10+ Rebound Games**

Julius Ashby	-	3
Chris Copeland	-	6
Richard Roby	1	3
Glean Eddy	-	3
Andy Osborn	1	2

**10+ Assist Games**

Marcus Hall	-	1
Antoine McGee	-	1

**8+ Assist Games**

Marcus Hall	1	5
Antoine McGee	-	1

**6+ Blocked Shot Games**

Julius Ashby	-	1
--------------	---	---

**4+ Blocked Shot Games**

Julius Ashby	-	2
Glean Eddy	-	1

## Numerical Roster

No.	Player	Pos.	Ht.	Wt.	Cl.	Exp	Hometown
1	EDDY, Glean	F	6-6	215	Sr.	3L	Nashville, Tenn.
2	BOIDOCK, Billy	G	6-0	155	Sr.	3L	Dallas, Texas
3	CARDER, Kyle	F	6-5	185	Fr.	HS	Joplin, Mo.
4	OSBORN, Andy	F	6-9	230	Sr.	1L	Longmont, Colo.
5	OBAZUAYE, Jayson	G	6-2	205	Sr.	3L	San Jose, Calif.
10	SENGER, Scott	F	6-7	225	Sr.	3L	Louisville, Colo.
11	COLEMAN, Dominique	G	6-3	185	Jr.	TR	Oakland, Calif.
12	FREEMAN, Martane	F	6-7	200	Sr.	1L	Kansas City, Mo.
15	COPELAND, Chris	F	6-8	235	Sr.	3L	Richmond, Va.
21	HALL, Marcus	PG	6-1	180	Jr.	2L	Houston, Texas
23	ROBY, Richard	G	6-6	195	So.	1L	San Bernardino, Calif.
25	WILLIAMS, Calvin	F	6-7	210	Fr.	HS	Memphis, Tenn.
30	ARRINGTON, Lamont	F/C	6-11	220	Sr.	1L	Detroit, Mich.
31	#JACKSON-WILSON, Jermyl	F	6-5	220	So.	TR	Milwaukee, Wis.
32	KING-STOCKTON, Marcus	F	6-9	230	So.	1L	Denver, Colo.
33	^ASHBY, Julius	F/C	6-9	235	Sr.	1L	Trinidad and Tobago
35	PERKOWSKI, Chase	G	6-2	190	Fr.	HS	San Juan Capistrano, Calif.
42	McGEE, Antoine	PG	5-10	185	Sr.	3L	Moreno Valley, Calif.

**Head Coach:** Ricardo Patton (Belmont '80) - 10th season

**Asst. Coach:** Paul Graham (North Texas State '74) - 3rd season

**Asst. Coach:** John Anderson (Stillman College '80) - 1st season

**Asst. Coach:** Mike Frink (Colorado '67) - 1st season

**Director of Basketball Operations:** Will Smith (Colorado 2000) - 2nd season

^ academically ineligible for Fall 2005 semester

# ineligible, sophomore transfer, Ohio State, sits out all of the 2005-06 season

predicted a 10th place finish and were almost correct as CU finished 11th. In its conference history, CU has finished in second place (once), fourth (one), fifth (once), seventh (once), ninth (three times) and 10th (once). Below is the history of the Big 12 coaches' predictions and the Buffs actual finish:

**1996-97:** No Poll done (CU finished 2nd)

**1997-98:** 9th (CU finished 9th)

**1998-99:** 10th (CU finished 8th)

**1999-00:** 8th (CU finished 7th)

**2000-01:** 7th (CU finished 9th)

**2001-02:** 7th (CU finished 9th)

**2002-03:** 9th (CU finished 15th)

**2003-04:** 6th (CU finished 4th)

**2004-05:** 10th (CU was 11th)

**2005-06:** 9th (CU ??)

### 2005-06 Big 12 Coaches Predictions

1.	Texas (10)	120
2.	Oklahoma (2)	112
3.	Kansas	89
4.	Oklahoma State	84
5.	Texas Tech	80
6.	Iowa State	70
7.	Texas A&M	68
8.	Missouri	48
<b>9.</b>	<b>Colorado</b>	<b>43</b>
10.	Nebraska	40
11.	Kansas State	25
12.	Baylor	13

## SCHOOL INFORMATION

Location .....	Boulder, Colo.
Population/Founded .....	103,216/1876
Enrollment .....	27,151
Colors .....	Silver, Black, Gold
Nickname .....	Buffaloes (Buffs)
Mascot .....	Ralphie IV, the Buffalo
Arena .....	Coors Events Center (11,064)
Elevation .....	5,345
NCAA Affiliation/Conference .....	Division I/Big 12
President .....	Hank Brown (Colorado '61)
Chancellor .....	Dr. Phil DiStefano (Ohio State '68)
Vice Chancellor Student Affairs .....	Ron Stump
.....	(Northern Michigan '69)
Provost .....	Susan Avery (Michigan State '72)
Faculty Representative .....	David Clough
.....	Case Institute of Technology ('68)
Director of Athletics .....	Mike Bohn (Kansas '83)
Web Site .....	www.CUbuffs.com
Big 12 web page .....	www.Big12sports.com
Athletic Department .....	303/492-7931
Ticket Office .....	303/492-8337

## HISTORY

First Year of Basketball .....	1901-02
All-Time Record .....	1,070-1,025 (.511)
Games .....	2,095 games
NCAA Berths .....	10
NCAA Record .....	Won 9, Lost 12
.....	two third place finishes '42 & '55
Last Appearance, Result .....	2002-03
.....	(lost to Michigan State in 1st round)
NCAA Appearances .....	2003, 1997, 1969,
.....	1963, 1962, 1955, 1954, 1946, 1942, 1940
NIT Berths .....	7
NIT Record .....	Won 8, Lost 6
.....	(won NIT in 1940, runner up 1938)
Last NIT Appearance/Result .....	2003-04
.....	(lost to at Oregon in 1st round)
Last Conference Title .....	1968-69 (Big 8)
.....	- have won conference title eight times,
.....	four prior to 1950 Big 8 (1962, 1963, 1969);
.....	Big 7 (1955)
Mountain State Conference titles .....	4
.....	(1938, 1939, 1940, 1942)

**TOUGH NON-CONFERENCE?** Do you think CU has an easy non-conference schedule this year, or perhaps it's difficult? In fact, CU ranks smack dab in the middle based on their opponents record last season. Remember, Baylor is not playing a non-conference schedule this season due to NCAA infractions. Texas A&M has the easiest, followed by Nebraska and so on ...

### Big 12 Conference non-conference schedule

1)	Texas A&M	0.417
2)	Nebraska	0.433
3)	Kansas State	0.456
4)	Texas Tech	0.504
5)	Texas	0.514
<b>6)</b>	<b>Colorado</b>	<b>0.523</b>
7)	Iowa State	0.534
8)	Oklahoma	0.566
9)	Kansas	0.574
10)	Oklahoma State	0.581
11)	Missouri	0.599

**WHO'S ON THE SCHEDULE:** The 2005-06 basketball schedule features nine schools that made the NCAA Tournament a year ago, while two earned NIT berths.

**CONSECUTIVE FREE-BEES:** Richard Roby had reeled off 15-straight free throws since Nov. 21 thru Dec. 3. CU's best charity stripe shooter at .857 (19-of-23) once made 25-straight last season. Since the 1994-95 season, here's the top-15 with player, the number, and dates of success at the line:

1) Michel Morandais	28	Jan. 28-Feb. 21, 2004
2) Chauncey Billups	27	Dec. 12-Jan.4, 1997
Chauncey Billups	26	Feb. 10-28, 1996
<b>4) Richard Roby</b>	<b>25</b>	Feb. 5-26, 2005
5) Michel Morandais	22	Nov. 24-Dec. 10, 2003
Chauncey Billups	22	Feb. 15-22, 1997
7) Blair Wilson	19	Jan. 15-Feb. 22, 2003
8) Jamahl Mosley	18	Feb. 21-Mar. 18, 2001
9) <b>Chris Copeland</b>	16	Jan. 15-Feb. 2, 2005
10) Lamar Harris	16	Jan. 21-28, 2004
11) <b>Richard Roby</b>	<b>15</b>	Nov. 21-Dec. 3, 2005
<b>Chris Copeland</b>	15	Nov. 28-Dec. 28, 2004
Stephane Pelle	15	Dec. 23-Dec. 29, 2002
Will Smith	15	Nov. 24-Nov. 30, 1996
15) <b>Glean Eddy</b>	14	Feb. 8-22, 2005

**TOP-10 SCORERS OFF THE BENCH**  
(since 1996-97)

1) David Harrison	24	Nebraska	3/06/04
2) Blair Wilson	24	at Nebraska	3/07/02
3) Blair Wilson	24	at Texas A&M	2/26/02
4) Kenny Price	23	Baylor	1/21/98
5) Kenny Price	23	Missouri	1/17/98
6) <b>Marcus Hall</b>	22	California	12/6/03
7) Michel Morandais	22	at Texas	2/09/02
8) Nick Hohr	22	Texas-Pan Amer.	2/15/00
9) Justin Harbert	22	at S. Florida	11/19/00
10) Blair Wilson	21	Kansas State	1/22/02

**TOP-10 REBOUNDERS OFF THE BENCH**  
(since 1996-97)

1) Stephane Pelle	16	Missouri	02/23/02
2) David Harrison	15	Iowa State	01/16/02
3) Stephane Pelle	13	at Colorado St.	02/05/01
4) Stephane Pelle	12	Regis	11/23/99
5) Stephane Pelle	12	E. Washington	12/18/99
6) <b>Chris Copeland</b>	11	Missouri	01/26/05
7) Lamar Harris	11	vs KSU (Dallas)	03/13/03
8) Jamahl Mosley	11	at Kansas State	03/05/98
9) <b>Glean Eddy</b>	10	at Missouri	02/22/05
10) <b>Chris Copeland</b>	10	at Kansas State	02/05/05

**TOP 10 ASSISTS OFF THE BENCH**  
(since 1996-97)

1) James Wright	Georgia	12/03/02	10
2) <b>Marcus Hall</b>	Okla. State	01/30/05	8
3) <b>Marcus Hall</b>	Oregon State	12/01/03	8
4) James Wright	Colo. State	03/05/03	8
5) James Wright	Colo. State	01/07/03	8
6) James Wright	at Kansas St.	02/20/02	7
7) Howard Frier	Missouri	01/17/98	7
8) Howard Frier	at UMKC	12/28/96	7
9) <b>Marcus Hall</b>	Missouri	01/26/05	6
10) James Wright	UL Lafayette	12/27/02	6

**TOP 10 STEALS OFF THE BENCH**  
(since 1996-97)

1) <b>Marcus Hall</b>	at Colo. St.	11/21/05	4
2) Blair Wilson	Rice	11/22/01	4
3) Jose Winston	Texas Tech	03/04/00	4
4) Howard Frier	Denver	12/22/97	4
5) Howard Frier	Wyoming	11/19/97	4
6) Antoine McGee	UNCW	11/18/05	3
7) <b>Antoine McGee</b>	at Utah	12/30/04	3
8) <b>L. Arrington</b>	at Oregon St.	12/04/04	3
9) <b>Julius Ashby</b>	Michigan	11/17/04	3
10) <b>Glean Eddy</b>	at Colo. State	12/10/03	3
11) <b>Marcus Hall</b>	California	12/06/03	3

**TOP 10 BLOCKED SHOTS OFF THE BENCH** (since 1996-97)

1) <b>Julius Ashby</b>	Michigan	11/17/04	6
2) David Harrison	Iowa State	01/16/02	5
3) <b>Glean Eddy</b>	at Missouri	02/01/03	4
4) Charlie Melvin	Texas	03/01/97	4
5) <b>Chris Copeland</b>	at Tex. Tech	02/02/05	3
6) Lamar Harris	at Baylor	03/01/03	3
7) Stephane Pelle	Missouri	02/02/00	3
8) Charlton Carter	St. Mary's	11/19/99	3
9) Greg Jensen	Wafford	02/24/97	3
10) <b>L. Arrington</b>	Cal Poly	12/03/05	2
<b>Marcus Hall</b>	Okla. State	01/30/05	2

**CAREER 3-POINT FG % OF PLAYERS OVER 6'5" (at least five attempts) (1999-present)**

1) <b>Richard Roby</b>	6'6	.398	(84-for-211)
2) D.J. Harrison	6'7	.381	(82-for-215)
3) Blair Wilson	6'6	.378	(257-for-679)
4) Michel Morandais	6'5	.372	(120-for-322)
5) <b>Chris Copeland</b>	6'8	.365	(76-for-208)
6) Andy Osborn	6'9	.337	(67-for-199)
7) <b>Glean Eddy</b>	6'6	.267	(32-for-120)
8) Kyle Williams	6'6	.254	(26-for-102)
9) Stephane Pelle	6'8	.250	(2-for-8)
10) Aki Thomas	6'8	.232	(10-for-43)

**CAREER MINUTES PLAYED**

Player	Seasons	MP
1) Jay Humphries	1980-84	3864
10) Mike Reid	1982-86	2699
20) Will Smith	1996-00	2178
25) Reggie Morton	1988-90	1951
30) Chauncey Billups	1995-97	1866
31) Brent Vaughn	1986-90	1820
32) Matt Bullard	1985-87	1807
33) Jaquay Walls	1998-00	1786
34) Kenny Price	1997-99	1774
35) Mack Tuck	1993-96	1759
36) Brian Robinson	1985-89	1731
37) James Hunter	1988-92	1722
38) Howard Frier	1994-98	1696
39) Poncho Hodges	1991-93	1678
40) <b>Jayson Obazuaye</b>	<b>2002-pres.</b>	<b>1,677</b>

Oklahoma State	23-7	NCAA Sweet 16
Texas Tech	22-11	NCAA Sweet 16
Utah	29-6	NCAA Sweet 16
Iowa State	19-12	NCAA 2nd Rd.
Oklahoma	25-8	NCAA 2nd Rd.
Kansas	23-7	NCAA 1st Rd.
Penn	20-9	NCAA 1st Rd.
Saint Mary's	25-9	NCAA 1st Rd.
Texas	20-11	NCAA 1st Rd.
Missouri	16-17	NIT 1st Rd.
TCU	21-14	NIT Qtrs.

**2006-07 National Letters of Intent:** Back in November, Coach Patton announced the 2009-10 incoming class who signed National Letters of Intent. Six student-athletes will be playing their first seasons in Boulder, while another is sitting out the 2005-06 after transferring. He will be eligible next year.

**Kalvin Bay**, 6-2, 170-pound, point-guard (Tempe, Arizona/Marcos de Niza HS)

**Sean Kowal**, 6-10, 240-pound, center (St. Louis, Mo./De Smet Jesuit HS)

**Xavier Silas**, 6-4, 205-pound, guard (Wolfeboro, NH/Brewster Academy [Wolfeboro, N.H.], Stephen F. Austin HS (Austin, Texas))

**Dwight Thorne**, 6-3, 205-pound, point guard (Arlington, Texas/Martin HS)

**Dale Vanwright**, 6-6, 200 pound, small forward (Houston, Texas/Bellaire HS)

**Jeremy Williams**, 6-8, 210, small forward (Memphis, Tenn./Hamilton HS)

**Jermyl Jackson-Wilson**, 6-5, 210-pound, forward (Milwaukee, Wisconsin/Fork Union Military Academy/Rufus King HS) – transfer from Ohio State

**2005-06 STARTING LINEUPS**

Games	G	G	G	F	F	W-L
UNC WILMINGTON	Coleman	Obazuaye	Roby	Copeland	Osborn	1-0
at Colorado State	Coleman	Obazuaye	Roby	Copeland	Osborn	1-1
vs. Saint Mary's	Hall	Obazuaye	Roby	Copeland	Osborn	2-1
at Penn	Hall	Obazuaye	Roby	Copeland	Osborn	3-1
CAL POLY	Hall	Obazuaye	Roby	Copeland	Osborn	4-1
UTAH	Hall	Obazuaye	Roby	Copeland	Osborn	5-1

### FROM THE BOARDS

	Offensive			Defensive			Rebounds		
	CU	Oppt.	+/-	CU	Oppt.	+/-	CU	Oppt.	+/-
UNCW	13	12	+1	23	19	+4	36	31	+5
at Colorado State	15	11	+4	17	17	-	32	28	+4
vs. Saint Mary's	17	12	+5	30	30	-	47	42	+5
at Penn	12	7	+5	38	21	+17	50	28	+22
CAL POLY	22	10	+12	24	23	+1	46	33	+13
UTAH	18	9	+9	23	26	-3	41	35	+6
<b>TOTALS</b>	<b>97</b>	<b>61</b>	<b>+36</b>	<b>155</b>	<b>136</b>	<b>+19</b>	<b>252</b>	<b>197</b>	<b>+55</b>
<b>AVERAGES</b>	<b>16.2</b>	<b>10.2</b>	<b>+6.0</b>	<b>25.8</b>	<b>22.7</b>	<b>+3.1</b>	<b>42.0</b>	<b>32.8</b>	<b>+9.2</b>

### SCORING CAMPARISON

	Starters			Bench		
	CU	Oppt.	+/-	CU	Oppt.	+/-
UNC WILMINGTON	63	25	+38	10	29	-19
at Colorado State	49	75	-26	33	8	+25
vs. Saint Mary's	46	43	+3	27	11	+16
at Penn	62	46	+16	16	14	+2
CAL POLY	70	63	+7	23	12	+11
UTAH	54	33	+12	22	19	+3
<b>TOTALS</b>	<b>344</b>	<b>285</b>	<b>+59</b>	<b>131</b>	<b>93</b>	<b>+38</b>
<b>AVERAGES</b>	<b>57.3</b>	<b>47.5</b>	<b>+9.8</b>	<b>21.8</b>	<b>15.5</b>	<b>+6.3</b>

### 2005-06 SCORING BREAKDOWN

Game	Total	1st	2nd	Starters	Bench	Fr.	So.	Jr.	Sr.
UNC Wilmington	73	29	44	63	10	-	16	9	48
at Colorado State	82	43	39	49	33	-	14	17	51
Saint Mary's	73	40	33	46	27	4	33	12	24
at Penn	78	37	41	62	16	-	24	14	40
CAL POLY	93	45	48	70	23	4	22	16	51
UTAH	76	33	43	54	22	-	23	12	41
<b>TOTALS</b>	<b>475</b>	<b>227</b>	<b>248</b>	<b>344</b>	<b>131</b>	<b>8</b>	<b>132</b>	<b>80</b>	<b>255</b>
<b>AVERAGES</b>	<b>79.2</b>	<b>37.8</b>	<b>41.3</b>	<b>(57.3)</b>	<b>(21.8)</b>	<b>1.3</b>	<b>22.0</b>	<b>13.3</b>	<b>42.5</b>

### LEAD-DEFICIT CAMPARISON

Oppt.	Largest Lead	Half	Deficit	Half	Result
UNCW	24 pts	2nd	3	1st	W, 73-54
at Colorado State	9 pts.	2nd	7	1st	L, 82-83
vs. Saint Mary's	18 pts.	2nd	5	1st	W, 73-54
at Penn	18 pts.	2nd	10	1st	W, 78-60
CAL POLY	22 pts.	2nd	4	1st	W, 93-75
UTAH	24 pts.	2nd	-7	1st	W, 76-52

**10 mini-games:** In a way, college basketball games can be viewed as a series of 10 mini-games, broken up by media timeouts.

Here, we break down the Buffaloes and their opponents from one timeout to the next:

	20-16	16-12	12-8	8-4	4-0	HALFTIME	20-16	16-12	12-8	8-4	4-0	FINAL
<b>UNCW</b>	9-7	6-2	4-4	5-8	5-2	<b>29-23</b>	11-9	13-2	7-5	8-5	5-10	<b>W, 73-54</b>
at Colorado State	14-13	6-9	5-7	11-7	7-4	<b>43-40</b>	11-10	10-6	8-10	2-5	8-12	<b>L, 82-83</b>
vs. Saint Mary's	4-7	8-0	13-7	9-8	6-4	<b>40-26</b>	5-9	4-5	5-0	13-8	6-6	<b>W, 73-54</b>
at Penn	14-9	2-11	7-3	6-13	8-1	<b>37-37</b>	9-5	6-4	4-2	13-5	9-7	<b>W, 78-60</b>
<b>CAL POLY</b>	10-10	8-7	13-9	11-8	3-5	<b>45-39</b>	11-8	11-8	13-8	9-4	4-8	<b>W, 93-75</b>
<b>UTAH</b>	3-8	3-2	9-0	8-2	10-4	<b>33-16</b>	5-15	6-0	14-11	7-6	11-4	<b>W, 76-52</b>
	<b>54-54</b>	<b>33-31</b>	<b>51-30</b>	<b>50-46</b>	<b>39-20</b>	<b>227 - 191</b>	<b>52-56</b>	<b>50-25</b>	<b>51-36</b>	<b>52-33</b>	<b>43-47</b>	<b>475 (79.2)</b>
						<b>37.8 - 31.8</b>						<b>378 (63.0)</b>

### 2005-06 GAME-BY-GAME INDIVIDUAL RESULTS

DATE	OPPONENT	W/L	SCORE	ATT	HIGH SCORER	HIGH REB.	ASSISTS	BLOCKS	3-PTERS MADE	STEALS
11/18	UNC Wilmington	W	73-54	3268	Copeland (20)	Osborn (8)	Roby (4)	Osborn (3)	Copeland, Roby (2)	three players w/3
11/21	at Colorado State	L	82-83	5868	Freeman (17)	King-Stockton (7)	Hall (7)	King-Stockton (2)	Osborn (3)	Hall (4)
11/26	vs. Saint Mary's	W	73-54	5035	Roby (29)	Roby, Williams (7)	Hall (8)	Roby, Williams(1)	Roby (4)	Roby (3)
11/29	at Penn	W	78-60	6249	Roby (22)	Obazuaye (9)	Roby (5)	King-Stockton, Roby (1)	Roby (4)	Copeland (3)
12/03	CAL POLY	W	93-75	1559	Roby, Osborn (17)	Osborn (10)	Hall (5)	Arrington, Osborn (2)	Osborn (4)	Coleman (3)
12/07	UTAH	W	76-52	2472	Roby (19)	Roby (10)	Copeland (4)	Copeland (2)	Roby (4)	Freeman (3)

### 2005-06 GAME-BY-GAME TEAM STATISTICS

Game	Score	FG-FGA	Pct.	3-Pt.-FGA	Pct.	FT-FTA	Pct.	O-D	TOT	F/EJ	A	TO	BLK	S
COLORADO	73	26-54	.464	4-17	.235	17-24	.708	13-23	36	14/0	17	6	<b>6</b>	<b>17</b>
UNC Wilmington	54	22-54	.407	5-14	.357	5-8	.625	12-19	31	24/0	13	26	2	3
COLORADO	82	32-61	<b>.525</b>	7-18	.389	11-19	.579	15-17	32	<b>25/1</b>	<b>21</b>	16	3	11
at Colorado State	83	26-50	.520	13-25	.520	18-26	.692	11-17	28	17/0	20	20	6	7
COLORADO	73	30-73	.411	6-18	.333	7-13	.538	17- <b>30</b>	47	21/0	18	15	2	9
Saint Mary's	54	19-54	.352	4-17	.235	12-24	.500	12-30	42	17/0	4	22	4	6
COLORADO	78	27-57	.474	8-15	<b>.533</b>	<b>16-20</b>	<b>.800</b>	12-28	<b>50</b>	23/0	15	18	2	9
at Penn	60	22-61	.361	6-27	.222	10-21	.476	7-21	28	21/0	16	12	1	8
COLORADO	<b>93</b>	<b>36-75</b>	.480	8-27	.296	<b>13-25</b>	.520	<b>22-24</b>	46	11/0	19	5	<b>6</b>	10
Cal Poly	75	29-58	.500	12-26	.462	5-9	.556	10-23	33	19/0	13	15	4	2
COLORADO	76	29-70	.414	<b>12-37</b>	.324	6-11	.545	18-23	41	17/0	18	10	4	9
Utah	52	21-50	.420	2-14	.143	8-16	.500	9-26	35	15/0	7	17	1	5

## All-time at Colorado

### CAREER SCORING

Player	G	Pts.	Avg.	Seas.
1. Donnie Boyce	106	1995	18.8	1991-95
10. Ken Charlton	76	1352	17.8	1961-63
15. Scott Wedman	75	1251	15.0	1972-74
20. Larry Vaculik	106	1084	10.2	1975-78
25. Stephane Pelle	91	983	10.8	1999-03
30. Jo Jo Hunter	54	922	17.1	1980-81
40. David Harrison	59	820	13.9	2001-04
50. D.J. Harrison	56	733	13.1	2000-02
51. Martice Moore	58	723	12.5	1995-97
52. Will Smith	123	721	5.9	1996-00
Bob Bauers	75	721	9.6	1965-67
54. Kendall Hills	68	705	10.4	1947-50
55. Ted Allen	82	701	8.5	1992-95
56. Mike Coleman	74	700	9.5	1968-69
57. Greg Mueller	66	689	10.4	1973-76
58. Lynn Baker	75	685	9.1	1963-67
59. Art Bunte	45	678	15.1	1952-53
60. Rodell Guest	119	677	5.7	1988-91
61. Lee Haven	75	676	9.0	1972-74
62. Frank Gompert	69	675	9.8	1951-53
63. Brian Robinson	93	675	7.3	1986-89
64. Mark Dean	58	660	11.4	1986-89
65. Dan Becker	84	658	7.8	1987-89
66. Reggie Morton	58	653	11.3	1989-90
67. Wayne Tucker	63	650	10.3	1949-51
68. Don Walker	66	629	9.5	1957-59
69. Charlie Melvin	85	598	7.0	1995-98
70. Mike Rebich	75	597	8.0	1966-68
<b>71. Richard Roby</b>	<b>36</b>	<b>591</b>	<b>16.4</b>	<b>2004-pres.</b>

### CAREER REBOUNDING

Player	Seasons	G	Reb.	Avg.
1. Stephane Pelle	199-03	123	1054	8.6
30. Jacques Tuz	1978-82	104	436	4.2
41. Dave Logan	1973-75	58	367	6.3
42. Mike Rebich	1966-68	75	358	4.8
43. Ronnie DeGray	1996-98	58	356	6.1
44. Roger Voss	1960-61	41	353	8.6
45. Brian Robinson	1986-89	93	349	3.8
46. Emmett Lewis	1976-79	104	344	3.3
47. Ron Wrigley	1973-75	74	338	4.6
48. Dan Becker	1987-89	84	336	4.0
<b>49. Glean Eddy</b>	<b>2002-pre</b>	<b>97</b>	<b>336</b>	<b>3.5</b>

### CAREER BLOCKS

Player	G	Blk.	Avg.	Season
1. David Harrison	88	225	2.6	2001-04
2. Ted Allen	83	161	1.9	1991-95
3. Poncho Hodges	55	131	2.4	1991-93
4. Cliff Meely	80	123	1.5	1968-71
5. Donnie Boyce	106	114	1.1	1991-95
6. Rodell Guest	119	98	0.8	1988-91
7. Shaun Vandiver	91	90	1.0	1988-91
8. Martice Moore	58	85	1.5	1995-97
9. Ronnie DeGray	58	79	1.4	1996-98
10. Stephane Pelle	94	75	1.3	1998-03
Fred Edmonds	91	75	0.8	1993-97
12. Randy Downs	112	74	0.7	1982-85
13. Charlie Melvins	85	71	0.8	1995-98
14. Jamahl Mosley	105	67	1.6	1997-01
Matt Bullard	56	67	1.2	1995-97
16. Alex Stivrins	56	62	1.1	1984-85
17. Jacques Tuz	104	61	0.6	1978-82
<b>18. Chris Copeland</b>	<b>89</b>	<b>61</b>	<b>0.7</b>	<b>2002-pre</b>

### CAREER GAMES PLAYED

Player	Seasons	G
1. Stephane Pelle	1999-03	123
Will Smith	1996-00	123
3. Blair Wilson	2000-04	119
Rodell Guest	1987-91	119
Stevie Wise	1987-91	119
16. Donnie Boyce	1991-95	107
20. Jacques Tuz	1977-82	104
Emmett Lewis	1975-79	104
22. Jamahl Mosley	1997-01	103
Michael Lee	1984-88	103
24. Nick Mohr	1998-02	100
<b>27. Glean Eddy</b>	<b>2002-pre</b>	<b>97</b>
<b>28. Antoine McGee</b>	<b>2002-pre.</b>	<b>96</b>

### CAREER ASSISTS

Player	G	Ast.	Avg.	Seasons
1. Jay Humphries	112	562	5.0	1980-84
2. Mike Reid	108	446	4.1	1982-86
3. Jose Winston	85	440	5.2	1998-01
10. Chauncey Billups	55	282	5.1	1995-97
15. Lynn Baker	75	219	2.2	1998-02
20. Michel Morandais	87	204	2.3	2000-04
<b>21. Marcus Hall</b>	<b>64</b>	<b>197</b>	<b>3.1</b>	<b>2003-pre</b>
26. Joe Washington	93	177	1.9	1978-82
<b>27. Antoine McGee</b>	<b>96</b>	<b>177</b>	<b>1.8</b>	<b>2002-pre</b>

### CAREER GAMES STARTED

Player	Seasons	G
1. Donnie Boyce	1991-95	105
19. Jaquay Walls	1998-00	60
20. Billy Law	1990-92	59
<b>30. Jayson Obazuaye</b>	<b>2002-pre.</b>	<b>53</b>

### MOST CAREER GAMES PLAYED

#### WITHOUT FOULING OUT

Player	Seasons	G
1. Blair Wilson	2000-04	119
2. Will Smith	1996-2000	100
<b>3. Glean Eddy</b>	<b>2002-pre</b>	<b>97</b>
<b>4. Antoine McGee</b>	<b>2002-pre</b>	<b>96</b>

### MOST CAREER MINUTES PLAYED

#### WITHOUT FOULING OUT

Player	Seasons	G
1. Blair Wilson	2000-04	3234
2. Will Smith	1996-2000	1742
<b>3. Glean Eddy</b>	<b>2002-pre</b>	<b>1466</b>
<b>4. Antoine McGee</b>	<b>2002-pre</b>	<b>1391</b>
5. Dwight Jones	1997-99	1190

### CAREER MINUTES PLAYED

Player	Seasons	MP
1. Jay Humphries	1980-84	3864
5. Randy Downs	1982-86	3354
10. Mike Reid	1982-86	2699
15. Rodell Guest	1987-91	2411
20. Will Smith	1996-00	2178
25. Reggie Morton	1988-90	1951
30. Chauncey Billups	1995-97	1866
31. Brent Vaughn	1986-90	1820
32. Matt Bullard	1985-87	1807
33. Jaquay Walls	1998-00	1786
34. Kenny Price	1997-99	1774
35. Mack Tuck	1993-96	1759
36. Brian Robinson	1985-89	1731
37. James Hunter	1988-92	1722
38. Howard Frier	1994-98	1696
38. Poncho Hodges	1991-93	1678
<b>40. Jayson Obazuaye</b>	<b>2002-pres.</b>	<b>1,677</b>

## BIG 12 COMMUNICATIONS and MEDIA SERVICES

### The Internet - [www.big12sports.com](http://www.big12sports.com)

The Big 12 Conference maintains its web site at [www.big12sports.com](http://www.big12sports.com). Complete information on the league and the member schools is available.

In men's basketball, the following will be updated each day following games:

- Conference Standings
- Composite Schedules & Results
- Conference Statistics

Media can access Acrobat PDF files of the daily release, statistics and the conference media guide on the web site.

### COACHES' TELECONFERENCE

#### - Teleconferences To Continue With Special One-Time Thursday Call on January 5, After Football Bowl Season

The Big 12 will conduct the first of its men's basketball coaches' teleconferences on Monday, December 12. Media are encouraged to dial-in for a great opportunity to speak to each of the head coaches in the Big 12. Specifics on the call are as follows:

#### Dates:

Thursday, January 5	
Monday, January 9	Monday, January 16
Monday, January 23	Monday, January 30
Monday, February 6	Monday, February 13
Monday, February 20	Monday, February 27
Monday, March 6	Monday, March 13**

\*\* - For coaches advancing to postseason play

Phone Number: 913-981-4910

#### Schedule Of Coaches (All Times Mountain):

9:00 a.m.	Bill Self, Kansas
9:10 a.m.	Billy Gillispie, Texas A&M
9:20 a.m.	Eddie Sutton, Oklahoma State
9:30 a.m.	Scott Drew, Baylor
9:40 a.m.	Quin Snyder, Missouri
9:50 a.m.	Bob Knight, Texas Tech
10:00 a.m.	Ricardo Patton, Colorado
10:10 a.m.	Jim Wooldridge, Kansas State
10:20 a.m.	Kelvin Sampson, Oklahoma
10:30 a.m.	Barry Collier, Nebraska
10:40 a.m.	Rick Barnes, Texas
10:50 a.m.	Wayne Morgan, Iowa State

Media may also listen to the call LIVE via the Big 12 web site at [www.big12sports.com](http://www.big12sports.com). The audio will be archived on the site from week-to-week. A replay phone number is also available at: 402-222-9912. For questions, please contact Rob Carolla or any member of the Big 12 communications staff.

**Big 12 Press Release:** The Big 12 communications staff will update a release, including team notes, results and Big 12 Players of the Week the following morning after games are played during the season. Complete league statistics will be updated via the conference web site daily following games.

**Phillips 66 Players of the Week:** A Big 12 Player and Rookie of the Week will be chosen each Monday during the regular season. Nominations are submitted by the school sports information offices and the winners are selected by a panel of media voters who cover the league on a regular basis.

## COLORADO

### Individual Superlatives

#### POINTS.....

- 29 Roby, Richard vs St. Mary's (11/26/05)
- 22 Roby, Richard at Penn (11/29/05)
- 20 Copeland, Chris at Penn (11/29/05)
- 20 Copeland, Chris vs UNCW (11/18/05)
- 19 Roby, Richard vs Utah (12/07/05)

#### FIELD GOALS MADE.....

- 10 Roby, Richard vs St. Mary's (11/26/05)
- 7 Roby, Richard vs Utah (12/07/05)
- 7 Roby, Richard vs Cal Poly (12/03/05)
- 7 Copeland, Chris at Penn (11/29/05)
- 7 Copeland, Chris at Colorado St (11/21/05)

#### FIELD GOAL ATT.....

- 20 Roby, Richard vs Saint Mary's (11/26/05)
- 17 Roby, Richard vs Utah (12/07/05)

#### FG PCT (min 5 made).....

- .833 (5-6) Copeland, Chris vs UNCW (11/18/05)
- .750 (6-8) Obazuaye, Jayson vs Cal Poly (12/03/05)
- .750 (6-8) Freeman, Martane at Colo State (11/21/05)

#### 3 PT FG MADE.....

- 4 Roby, Richard vs Utah (12/07/05)
- 4 Osborn, Andy vs Cal Poly (12/03/05)
- 4 Roby, Richard at Penn (11/29/05)
- 4 Roby, Richard vs Saint Mary's (11/26/05)

#### 3 PT FG ATTEMPTS.....

- 11 Roby, Richard vs Utah (12/07/05)
- 9 Copeland, Chris vs Utah (12/07/05)
- 9 Osborn, Andy vs Cal Poly (12/03/05)

#### 3-PT FG PCT (min 2 made).....

- 1.000 (4-4) Roby, Richard at Penn (11/29/05)

#### FREE THROWS MADE.....

- 8 Roby, Richard at Penn (11/29/05)
- 8 Copeland, Chris vs UNCW (11/18/05)

#### FREE THROW ATT.....

- 9 Copeland, Chris vs Cal Poly (12/03/05)
- 9 Copeland, Chris vs UNCW (11/18/05)

#### FT PCT (min 3 made).....

- 1.000 (8-8) Roby, Richard at Penn (11/29/05)
- 1.000 (5-5) Roby, Richard vs St. Mary's (11/26/05)
- 1.000 (4-4) Copeland, Chris at Penn (11/29/05)

#### REBOUNDS.....

- 10 Roby, Richard vs Utah (12/07/05)
- 10 Osborn, Andy vs Cal Poly (12/03/05)

#### ASSISTS.....

- 8 Hall, Marcus vs Saint Mary's (11/26/05)
- 7 Hall, Marcus at Colorado State (11/21/05)

#### STEALS.....

- 4 Hall, Marcus at Colorado State (11/21/05)
- 3 Freeman, Martane vs Utah (12/07/05)
- 3 Coleman, Dominique vs Cal Poly (12/03/05)
- 3 Copeland, Chris at Penn (11/29/05)
- 3 Roby, Richard vs Saint Mary's (11/26/05)
- 3 Freeman, Martane at Colo. State (11/21/05)
- 3 Roby, Richard vs UNCW (11/18/05)
- 3 McGee, Antoine vs UNCW (11/18/05)
- 3 Osborn, Andy vs UNC Wilmington (11/18/05)

#### BLOCKED SHOTS.....

- 3 Osborn, Andy vs UNC Wilmington (11/18/05)
- 2 Copeland, Chris vs Utah (12/07/05)
- 2 Arrington, Lamont vs Cal Poly (12/03/05)
- 2 Osborn, Andy vs Cal Poly (12/03/05)
- 2 King-Stockton, Marcus at Colo. State (11/21/05)
- 2 Copeland, Chris vs UNCW (11/18/05)

#### TURNOVERS.....

- 5 Obazuaye, Jayson vs UNCW (11/18/05)
- 4 Hall, Marcus at Colorado State (11/21/05)
- 4 Coleman, Dominique at Colo. State (11/21/05)
- 4 Copeland, Chris vs UNCW (11/18/05)
- 4 Roby, Richard vs UNCW (11/18/05)

#### FOULS.....

- 5 Obazuaye, Jayson at Colo. State (11/21/05)

### 2005-06 Game Leaders

#### Points Leader

- Roby ..... 3
- Copeland ..... 1
- Freeman ..... 1
- Osborn ..... 1

#### Rebounds Leader (includes shared)

- Roby ..... 2
- Osborn ..... 2
- King-Stockton ..... 1
- Obazuaye ..... 1
- Williams ..... 1

#### Offensive Rebounding (includes shared)

- King-Stockton ..... 3
- Freeman ..... 2
- Osborn ..... 2
- Copeland, Obazuaye ..... 1
- Roby, Senger, Williams ..... 1

#### Defensive Rebounding (includes shared)

- Roby ..... 4
- Obazuaye ..... 3
- Copeland ..... 1
- King-Stockton ..... 1
- Osborn ..... 1

#### 3-Pointers Made (includes shared)

- Roby ..... 4
- Osborn ..... 2
- Copeland ..... 1

#### Assists Leader

- Hall ..... 3
- Roby ..... 2
- Copeland ..... 1

#### Blocks Leaders (includes shared)

- Roby ..... 2
- King-Stockton ..... 2
- Osborn ..... 2
- Arrington, Copeland ..... 1
- Williams ..... 1

#### Steals Leader (includes shared)

- Roby ..... 2
- Coleman, Copeland ..... 1
- Freeman, Hall ..... 1
- McGee, Osborn ..... 1

#### Minutes Played

- Roby ..... 3
- Osborn ..... 2
- Copeland ..... 1

### OPPONENT INDIVIDUAL GAME HIGHS

#### POINTS.....

- 34 Morris, Sean at Colorado State (11/21/05)

#### FIELD GOALS MADE.....

- 10 Morris, Sean at Colorado State (11/21/05)

#### FIELD GOAL ATT.....

- 18 Morris, Sean at Colorado State (11/21/05)

#### FG PCT (min 5 made).....

- .778 (7-9) Stockalper, Derek vs Cal Poly (12/03/05)

#### 3 PT FG MADE.....

- 9 Morris, Sean at Colorado State (11/21/05)

#### 3 PT FG ATTEMPTS.....

- 16 Morris, Sean at Colorado State (11/21/05)
- 9 Whiten, Dawin vs Cal Poly (12/03/05)
- 9 Osmundson, Eric at Penn (11/29/05)

#### 3-PT FG PCT (min 2 made).....

- .750 (3-4) Stockalper, Derek vs Cal Poly (12/03/05)
- .667 (2-3) Gilling, Stephan at Col. State (11/21/05)
- .667 (2-3) Laue, Mitch vs UNCW (11/18/05)

#### FREE THROWS MADE.....

- 6 Danley, Steve at Penn (11/29/05)
- 6 Smith, Jason at Colorado State (11/21/05)

#### FREE THROW ATT.....

- 10 Danley, Steve at Penn (11/29/05)

#### FT PCT (min 3 made).....

- 1.000 (5-5) Markson, Bryant vs Utah (12/07/05)
- 1.000 (3-3) Klickert, Daniel vs St. Mary's (11/26/05)

#### REBOUNDS.....

- 12 Stephenson, Gabe vs Cal Poly (12/03/05)
- 11 Collins, Brett vs Saint Mary's (11/26/05)

#### ASSISTS.....

- 7 Morris, Micheal at Colorado State (11/21/05)
- 6 Harrison, Michael at Colorado State (11/21/05)
- 6 Goldsberry, John vs UNCW (11/18/05)

#### STEALS.....

- 3 Smith, Jason at Colorado State (11/21/05)

#### BLOCKED SHOTS.....

- 3 Leavitt, Coby vs Cal Poly (12/03/05)
- 3 Harrison, Michael at Colorado State (11/21/05)

#### TURNOVERS.....

- 6 Smith, Jason at Colorado State (11/21/05)
- 6 Wyrick, Beckham vs UNCW (11/18/05)

#### FOULS.....

- 4 Markson, Bryant vs Utah (12/07/05)
- 4 Whiten, Dawin vs Cal Poly (12/03/05)
- 4 Ebede, Friedrich at Penn (11/29/05)
- seven others tied with four fouls

**COLORADO - GAME HIGHS**

POINTS	93	vs Cal Poly (12/03/05)
	82	at Colorado State (11/21/05)
FG MADE	36	vs Cal Poly (12/03/05)
	32	at Colorado State (11/21/05)
FG ATTEMPTS	75	vs Cal Poly (12/03/05)
	73	vs Saint Mary's (11/26/05)
FG %	.525 (32-61)	at Colorado State (11/21/05)
	.480 (36-75)	vs Cal Poly (12/03/05)
3 PT FG MADE	12	vs Utah (12/07/05)
	8	vs Cal Poly (12/03/05)
	8	at Penn (11/29/05)
3 PT FG ATTEMPTS	37	vs Utah (12/07/05)
	27	vs Cal Poly (12/03/05)
3 PT FG %	.533 (8-15)	at Penn (11/29/05)
	.389 (7-18)	at Colorado State (11/21/05)
FT MADE	17	vs UNC Wilmington (11/18/05)
	16	at Penn (11/29/05)
FT ATTEMPTS	25	vs Cal Poly (12/03/05)
	24	vs UNC Wilmington (11/18/05)
FT %	.800 (16-20)	at Penn (11/29/05)
	.708 (17-24)	vs UNC Wilmington (11/18/05)
REBOUNDS	50	at Penn (11/29/05)
	47	vs Saint Mary's (11/26/05)
ASSISTS	21	at Colorado State (11/21/05)
	19	vs Cal Poly (12/03/05)
STEALS	17	vs UNC Wilmington (11/18/05)
	11	at Colorado State (11/21/05)
BLOCKED SHOTS	6	vs Cal Poly (12/03/05)
	6	vs UNC Wilmington (11/18/05)
TURNOVERS	18	at Penn (11/29/05)
	17	vs UNC Wilmington (11/18/05)
FOULS	25	at Colorado State (11/21/05)
	23	at Penn (11/29/05)

**COLORADO - GAME LOWS**

POINTS	73	vs UNC Wilmington (11/18/05)
	73	vs Saint Mary's (11/26/05)
FG MADE	26	vs UNC Wilmington (11/18/05)
	27	at Penn (11/29/05)
FG ATTEMPTS	56	vs UNC Wilmington (11/18/05)
	57	at Penn (11/29/05)
FG %	.411 (30-73)	vs Saint Mary's (11/26/05)
	.414 (29-70)	vs Utah (12/07/05)
3 PT FG MADE	4	vs UNC Wilmington (11/18/05)
	6	vs Saint Mary's (11/26/05)
3 PT FG ATTEMPTS	15	at Penn (11/29/05)
	17	vs UNC Wilmington (11/18/05)
3 PT FG %	.235 (4-17)	vs UNC Wilmington (11/18/05)
	.296 (8-27)	vs Cal Poly (12/03/05)
FT MADE	6	vs Utah (12/07/05)
	7	vs Saint Mary's (11/26/05)
FT ATTEMPTS	11	vs Utah (12/07/05)
	13	vs Saint Mary's (11/26/05)
FT PERCENTAGE	.520 (13-25)	vs Cal Poly (12/03/05)
	.538 (7-13)	vs Saint Mary's (11/26/05)
REBOUNDS	32	at Colorado State (11/21/05)
	36	vs UNC Wilmington (11/18/05)
ASSISTS	12	vs UNC Wilmington (11/18/05)
	15	at Penn (11/29/05)
STEALS	9	vs Saint Mary's (11/26/05)
	9	at Penn (11/29/05)
	9	vs Utah (12/07/05)
BLOCKED SHOTS	2	vs Saint Mary's (11/26/05)
	2	at Penn (11/29/05)
TURNOVERS	5	vs Cal Poly (12/03/05)
	10	vs Utah (12/07/05)
FOULS	11	vs Cal Poly (12/03/05)
	14	vs UNC Wilmington (11/18/05)

**OPPONENT - GAME HIGHS**

POINTS	83	at Colorado State (11/21/05)
	75	vs Cal Poly (12/03/05)
FG MADE	29	vs Cal Poly (12/03/05)
	26	at Colorado State (11/21/05)
FG ATTEMPTS	61	at Penn (11/29/05)
	58	vs Cal Poly (12/03/05)
FG %	.520 (26-50)	at Colorado State (11/21/05)
	.500 (29-58)	vs Cal Poly (12/03/05)
3-PT FG MADE	13	at Colorado State (11/21/05)
	12	vs Cal Poly (12/03/05)
3 PT FG ATTEMPT	27	at Penn (11/29/05)
	26	vs Cal Poly (12/03/05)
3 PT FG %	.520 (13-25)	at Colorado State (11/21/05)
	.462 (12-26)	vs Cal Poly (12/03/05)
FT MADE	18	at Colorado State (11/21/05)
	12	vs Saint Mary's (11/26/05)
FT ATTEMPTS	26	at Colorado State (11/21/05)
	24	vs Saint Mary's (11/26/05)
FT %	.692 (18-26)	at Colorado State (11/21/05)
	.625 (5-8)	vs UNC Wilmington (11/18/05)
REBOUNDS	42	vs Saint Mary's (11/26/05)
	35	vs Utah (12/07/05)
ASSISTS	20	at Colorado State (11/21/05)
	16	at Penn (11/29/05)
STEALS	8	at Penn (11/29/05)
	7	at Colorado State (11/21/05)
BLOCKED SHOTS	6	at Colorado State (11/21/05)
	4	vs Cal Poly (12/03/05)
	4	vs Saint Mary's (11/26/05)
TURNOVERS	26	vs UNC Wilmington (11/18/05)
	22	vs Saint Mary's (11/26/05)
FOULS	24	vs UNC Wilmington (11/18/05)
	21	at Penn (11/29/05)

**OPPONENT - GAME LOWS**

POINTS	52	vs Utah (12/07/05)
	54	vs UNC Wilmington (11/18/05)
	54	vs Saint Mary's (11/26/05)
FG MADE	19	vs Saint Mary's (11/26/05)
	21	vs Utah (12/07/05)
FG ATTEMPTS	50	at Colorado State (11/21/05)
	50	vs Utah (12/07/05)
FG %	.352 (19-54)	vs Saint Mary's (11/26/05)
	.361 (22-61)	at Penn (11/29/05)
3-PT FGS MADE	2	vs Utah (12/07/05)
	4	vs Saint Mary's (11/26/05)
3 PT FG ATTEMPTS	14	vs UNC Wilmington (11/18/05)
	14	vs Utah (12/07/05)
3 PT FG %	.143 (2-14)	vs Utah (12/07/05)
	.222 (6-27)	at Penn (11/29/05)
FT MADE	5	vs UNC Wilmington (11/18/05)
	5	vs Cal Poly (12/03/05)
FT ATTEMPTS	8	vs UNC Wilmington (11/18/05)
	9	vs Cal Poly (12/03/05)
FT %	.476 (10-21)	at Penn (11/29/05)
	.500 (8-16)	vs Utah (12/07/05)
	.500 (12-24)	vs Saint Mary's (11/26/05)
REBOUNDS	28	at Colorado State (11/21/05)
	28	at Penn (11/29/05)
ASSISTS	4	vs Saint Mary's (11/26/05)
	7	vs Utah (12/07/05)
STEALS	2	vs Cal Poly (12/03/05)
	3	vs UNC Wilmington (11/18/05)
BLOCKED SHOT	1	at Penn (11/29/05)
	1	vs Utah (12/07/05)



**Head Coach**  
**Ricardo Patton**  
**10th year**

**PATTON YEAR-BY-YEAR**

Season	W-L	Pct.	Post-season	Conference		
				W-L	Pct.	Finish
2005-06	5-1	.833	-	-	-	-
2004-05	14-15	.483	None	4-12	.250	11th
2003-04	18-11	.621	NIT 1st Round	10-6	.625	4th
2002-03	20-12	.625	NCAA 1st Round	9-7	.563	t-5th
2001-02	15-14	.517	None	5-11	.313	9th
2000-01	15-15	.500	None	5-11	.313	9th
1999-00	18-14	.562	NIT 1st Round	7-9	.438	7th
1998-99	18-15	.545	NIT 2nd Round	7-9	.438	t-7th
1997-98	13-14	.481	None	7-9	.438	t-7th
1996-97	22-10	.688	NCAA 2nd Round	11-5	.688	2nd
1995-96	4-9	.307	None	3-8	.273	8th
<b>Totals</b>	<b>162-131</b>	<b>.553</b>	<b>2 NCAA/3 NIT</b>	<b>68-87</b>	<b>.439</b>	

**Patton Year-by-Year**

HOME	Overall	Conf.	Non-Conf.
2005-06	3-0	-	3-0
2004-05	9-6	2-6	7-0
2003-04	12-3	7-1	5-2
2002-03	14-1	8-0	6-1
2001-02	12-4	4-4	8-0
2000-01	8-7	2-6	6-1
1999-2000	13-3	6-2	7-1
1998-99	13-3	5-3	8-0
1997-98	11-5	5-3	6-2
1996-97	13-1	7-1	6-0
*1995-96	3-4	2-4	1-0
<b>TOTAL</b>	<b>111-37</b>	<b>48-30</b>	<b>63-7</b>

AWAY	Overall	Big 12	Non-Conf.
2005-06	1-1	-	1-1
2004-05	4-9	2-6	2-3
2003-04	6-7	3-5	3-2
2002-03	3-9	1-7	2-2
2001-02	2-9	1-7	1-2
2000-01	6-6	3-5	3-1
1999-2000	2-10	1-7	1-3
1998-99	2-9	2-6	0-3
1997-98	2-7	2-6	0-1
1996-97	6-6	4-4	2-2
*1995-96	1-4	1-4	-
<b>TOTAL</b>	<b>35-77</b>	<b>20-57</b>	<b>15-20</b>

**NEUTRAL**

Overall	
2005-06	1-0
2004-05	1-1
2003-04	0-1
2002-03	3-2
2001-02	1-1
2000-01	3-3
1999-2000	0-2
1998-99	3-3
1997-98	3-1
1996-97	1-2
*1995-96	0-1
<b>TOTAL</b>	<b>16-17 (.485)</b>

\*replaced Joe Harrington Jan. 16

**Career Win Opt. Coach Date**

- 1<sup>st</sup> vs. Missouri (Norm Stewart), 106-94  
Jan. 29, 1996
- 25<sup>th</sup> vs. Texas (Tom Penders), 83-60, Mar. 1, 1997
- 50<sup>th</sup> vs. Iowa State (Larry Eustachy), 64-44  
Jan. 27, 1999
- 75<sup>th</sup> vs. Texas Tech (James Dickey), 88-67  
Mar. 4, 2000
- 100<sup>th</sup> vs. Iowa State (Larry Eustachy), 63-61  
Jan. 16, 2002
- 125<sup>th</sup> vs. Kansas State (Jim Woolridge), 77-76  
Mar. 13, 2003
- 150<sup>th</sup> vs. Gardner-Webb (Rick Scruggs), 97-88  
Dec. 28, 2004

**The Ricardo Patton File**

**Full Name:**

Ricardo Maurice Patton

**Family:** Wife Jennifer,

sons Ricardo, Jr. (16) and Michael (15)

**Birthdate:** Oct. 23, 1958

**Hometown:** Nashville, Tenn.

**High School:** Hume Fogg H.S. (Nashville)

**College:** Belmont '80

**Graduate School:** Trevecca Nazarene '89

**Coaching Career:**

**1996-Present**

Head Coach,

University of Colorado

**1993-96**

Assistant Coach, University of Colorado

**1991-93**

Assistant Coach, Tennessee State

**1990-91**

Assistant Coach, Arkansas-Little Rock

**1988-90**

Assistant Coach,

Middle Tennessee State

**1986-87**

Head Coach,

Hillwood High School

**1985-86**

Head Coach,

Two Rivers Middle School

**PATTON NINE-YEAR RESUME AT CU**

**Team:**

- Two NCAA Tournament Appearances (2002-03, 1996-97)

- Three NIT Appearances (2003-04, 1999-2000, 1998-99)

- Two 20-win seasons (20-12, 2002-03; 22-10, 1996-97)

- Two of three schools' 20-win seasons under Patton

- Owns five of CU's 10 18+ winning seasons

- Only coach to defeat Final Four participants (Kansas and Texas) in 2002-03

- First-ever undefeated 8-0 Big 12 Conference season in 2002-03

- One of 22 schools nationally unbeaten at home in conference play in 2002-03

- 14 home wins in 2002-03 are the most in history

- three players named Phillips 66/Big 12 Players of the Week, most of any season in 2002-03

- Victory over No. 3 Texas (Feb. 4, 2004) highest win over a ranked team in 12 years

- First time defeated four ranked teams (Kansas, Texas, Missouri, Oklahoma State) in the same year (in both polls) in 2002-03

- Highest home attendance average in 20 years (8,995) was set in 2002-03

**Honors:**

- Summer 2000 - Led Big 12 All-Stars to 5-1 record against teams in Austria

- *Basketball Times* West Region Coach of the Year, 1996-97

- District 8 Coach of the Year, 1996-97

**Former Players in the Pros:**

- Chauncey Billups, currently with Detroit

- David Harrison, currently with Indiana

- Jaquay Walls, selected by Indiana, 2000

**Inside the Numbers:**

- Home record of 111-37 record (.750)

- 162 career wins is second all-time in CU history

**CU DURING THE PATTON NINE YEARS**

Year	PPG	FG %	3-Pt. %	FT%	W's
2005-06	79.2	.459	.341	.625	5
2004-05	71.6	.435	.353	.629	14
2003-04	74.2	.464	.372	.621	18
2002-03	75.2	.443	.326	.669	20
2001-02	79.7	.453	.357	.677	15
2000-01	80.6	.460	.359	.715	15
1999-00	75.2	.426	.339	.686	18
1998-99	73.1	.414	.344	.702	18
1997-98	71.4	.404	.346	.688	13
1996-97	73.1	.420	.362	.681	22



# #1 Glean Eddy

**6-6 • 215 • Senior • Forward**  
**Nashville, Tenn./National Christian Academy [Md.]**  
 Majoring in ethnic studies

**2005-06 NOTES:** Averaging nearly seven minutes a game with 2.5 points and 1.2 rebounds ... Has participated in every game during his career (96) with 11 starts ... 1,458 consecutive minutes without fouling out in a game, ranking third in school history ... Has over 300 career rebounds (336) and ranks 48<sup>th</sup> in team history ... One of two players returning (Copeland) with over 300

career rebounds.

**2005-06 PRESEASON NOTES:** One of 10 seniors on this year's team ... One of four seniors who has played the previous three seasons in a Buffs uniform ... Has finished with four fouls, three times ... Has recorded 11 games in double-digits and three games with 10 or more rebounds in a game ... Eleven career starts averaging 7.5 points and 6.3 rebounds ... A consistent free throw shooter over his career (.716).

**Coach Patton says,** "We're looking for a lot of leadership from Glean. He has shown the ability to be a solid rebounder; and we're looking for him to become more of a consistent rebounder and making open shots."

- 2004-05:** Tied for 15<sup>th</sup> in the Big 12 Conference only games in offensive rounding (2.19)
- Season-best and career-high 13 points and 33 minutes played at Missouri (Feb. 22)
  - Also grabbed 10 rebounds against the Tigers
  - In addition to his double-double at Mizzou recorded his first career double with 12-point, 11-rebound effort in overtime win at Iowa State (Jan. 22)
  - The win over the Cyclones helped CU win in Ames for the first time since Feb. 19, 1991
  - Scored a team-high 12 points and tied a career-best five field goals at Iowa State
  - Earned CU Athlete of the Week honors (Jan. 16-22) for averaging 12 points, 10 rebounds in road games at Baylor (Jan. 19) and at Iowa State
  - For the season, averaged 18.2 minutes with 5.3 points and 4.3 rebounds ... Finished second on the team at the charity stripe shooting 62-of-83 (.747) ... One of five players with over 120 rebounds for the season finishing fourth with 130; second in offensive (50) and third in defensive (80).

**2003-04:** Netted double-digits five times and scored a career-high 14 points at Colorado State (Dec. 10) that included 10-of-11 from the free throw line ... Also added a personal-best three steals against the Rams ... Other top scoring games included 12 points each in CU's home wins over Texas Tech (Feb. 18) and Oklahoma (Feb. 25).

## Game-by-Game Stats

Game	GS	Min	FGs	3FGs	FTs	O-D-Reb	Pf	A	To	BL	ST	Pts
UNC WILMINGTON	-	8	1-1	0-0	1-2	2-0-2	0	0	0	0	0	3
at Colorado State	-	1	0-0	0-0	0-0	0-0-0	0	0	0	0	0	0
vs. Saint Mary's	-	5	1-3	1-2	0-0	1-1-2	0	0	0	0	0	3
at Penn	-	5	0-1	0-1	0-1	1-1-2	1	0	0	0	0	0
CAL POLY	-	7	1-4	0-1	1-2	0-0-0	0	0	0	0	1	3
UTAH	-	8	2-2	1-1	1-1	0-1-1	0	2	0	0	0	6

## Career Statistics

Year	GP	GS	Min	Avg	FG	FGA	Pct	3FC	3FGA	3Pct	FT	FTA	%	O	D	T	Avg	PF	FO	A	T	BS	ST	TP	Avg
2004-05	30	9	547	18.2	46	119	.387	4	27	.148	62	83	.747	50	80	130	4.2	49	0	31	42	5	14	158	5.3
2003-04	29	1	455	15.7	44	101	.436	13	38	.342	45	68	.662	40	63	103	3.6	37	0	28	31	6	11	146	5.0
2002-03	32	1	430	13.4	33	92	.359	10	44	.227	37	50	.740	34	62	96	3.0	40	0	13	39	10	13	113	3.5
<b>TOTALS</b>	<b>91</b>	<b>11</b>	<b>1432</b>	<b>15.7</b>	<b>123</b>	<b>312</b>	<b>.394</b>	<b>27</b>	<b>109</b>	<b>.248</b>	<b>144</b>	<b>201</b>	<b>.716</b>	<b>124</b>	<b>205</b>	<b>329</b>	<b>3.6</b>	<b>126</b>	<b>0</b>	<b>72</b>	<b>112</b>	<b>21</b>	<b>38</b>	<b>417</b>	<b>4.6</b>

## Big 12 Statistics


Year	GP	GS	Min	Avg	FG	FGA	Pct	3FC	3FGA	3Pct	FT	FTA	%	O	D	T	Avg	PF	FO	A	T	BS	ST	TP	Avg
2004-05	16	6	333	20.8	32	75	.427	4	18	.222	33	47	.702	35	49	84	5.3	32	0	20	27	1	7	101	6.3
2003-04	16	0	215	13.4	20	45	.444	9	23	.348	21	32	.656	15	29	44	2.8	16	0	17	14	3	4	69	4.3
2002-03	16	1	266	16.6	19	57	.333	5	29	.172	22	28	.786	21	39	60	3.8	27	0	7	21	8	10	65	4.1
<b>TOTALS</b>	<b>48</b>	<b>7</b>	<b>814</b>	<b>17.0</b>	<b>71</b>	<b>177</b>	<b>.401</b>	<b>18</b>	<b>70</b>	<b>.257</b>	<b>76</b>	<b>107</b>	<b>.710</b>	<b>71</b>	<b>117</b>	<b>188</b>	<b>3.9</b>	<b>75</b>	<b>0</b>	<b>44</b>	<b>62</b>	<b>12</b>	<b>21</b>	<b>235</b>	<b>4.9</b>

## Big 12 Post-Season Statistics

Year	GP	GS	Min	Avg	FG	FGA	Pct	3FC	3FGA	3Pct	FT	FTA	%	O	D	T	Avg	PF	FO	A	T	BS	ST	TP	Avg
2004-05	2	0	17	8.5	0	1	.000	0	1	.000	4	4	1.000	3	1	4	2.0	0	0	1	0	0	1	4	2.0
2003-04	1	0	16	16.0	4	7	.571	2	2	1.00	0	0	.000	2	0	2	2.0	2	0	0	1	0	1	10	10.0
2002-03	2	0	30	15.0	2	4	.500	2	2	1.00	3	4	.750	0	3	3	1.5	2	0	0	1	0	0	9	4.5
<b>TOTALS</b>	<b>5</b>	<b>0</b>	<b>63</b>	<b>12.6</b>	<b>6</b>	<b>12</b>	<b>.500</b>	<b>4</b>	<b>5</b>	<b>.800</b>	<b>7</b>	<b>8</b>	<b>.875</b>	<b>5</b>	<b>4</b>	<b>9</b>	<b>1.8</b>	<b>4</b>	<b>0</b>	<b>1</b>	<b>2</b>	<b>0</b>	<b>2</b>	<b>23</b>	<b>4.6</b>

## Eddy's Season/Career Highs

Points	Season	6	Utah	12/7/05
Career	14	at Colorado State	12/10/03	
Big 12	13	at Missouri	2/22/05	
Field Goals	Season	2	Utah	12/7/05
Career	5	four times		
Big 12	5	three times		
Field Goal Attempts	Season	4	Cal Poly	12/3/05
Career	12	at Missouri	2/22/05	
Big 12	12	at Missouri	2/22/05	
Three-Point Field Goals	Season	1	St. Mary's	11/26/05
Career	2	three times		
Big 12	2	twice		
Three-Point Attempts	Season	2	St. Mary's	11/26/05
Career	4	three times		
Big 12	4	twice		
Free Throws	Season	1	three times	
Career	10	at Colorado State	12/10/03	
Big 12	6	twice		
Free Throw Attempts	Season	2	twice	
Career	11	at Colorado State	12/10/03	
Big 12	10	Oklahoma	2/25/04	
Offensive Rebounds	Season	2	UNC Wilmington	11/18/05
Career	6	twice		
Big 12	6	twice		
Defensive Rebounds	Season	1	three times	
Career	6	six times		
Big 12	6	four times		
Rebounds	Season	2	three times	
Career	12	Kansas	1/15/05	
Big 12	12	Kansas	1/15/05	
Assists	Season	2	Utah	12/7/05
Career	5	Oklahoma	2/25/04	
Big 12	5	Oklahoma	2/25/04	
Blocked Shots	Season	-		
Career	4	at Missouri	2/1/03	
Big 12	4	at Missouri	2/1/03	
Steals	Season	1	Cal Poly	12/3/05
Career	3	at Colorado State	12/10/03	
Big 12	2	three times		
Minutes Played	Season	8	twice	
Career	33	at Missouri	2/22/05	
Big 12	33	at Missouri	2/22/05	



## #2 Billy Boidock

6-0 • 160 • Senior • Guard  
Dallas, Texas/Bishop Lynch HS

**2005-06 NOTES:** Played in one game this season (Utah) ... Fired up a made 3-pointer in closing seconds against the Utes ... One of 10 seniors on this year's team ... Has lettered three seasons as a walk-on ... Played in seven games over his three seasons ... Is a mechanical engineering major with an influence in alternative energy and energy management ... Took 19 credit hours during the fall semester.

**Coach Patton says,** "One of my all-time favorite guys; just a joy to be around every day."

**2004-05:** Played in two games, South Dakota State (Feb. 14) and at Missouri (Feb. 22) ... Scored a career-best four points against South Dakota State on two-for-two shooting from the field ... Also collected two steals.

**2003-04:** Played in two home wins over Savannah State (Jan. 8) and Northern Colorado (Jan. 10) ... Saw a total of seven minutes over two games.

**2002-03:** Saw action in three games with one defensive rebound in CU's home win over North Texas (Dec. 23) ... Also played against Cal Poly (Nov. 22) and Iowa State (Feb. 8) with one shot attempt against the Cyclones.

Season/Career Highs			
<b>Points</b>			
Career	4	South Dakota State	2/14/05
<b>Rebounds</b>			
Career	1	North Texas	12/23/02
<b>Defensive Rebounds</b>			
Career	1	North Texas	12/23/02
<b>Field Goals</b>			
Career	2	South Dakota State	2/14/05
<b>Field Goal Attempts</b>			
Career	2	South Dakota State	2/14/05
<b>Three-Point Attempts</b>			
Career	1	Utah	12/7/05
	1	Iowa State	2/8/03
<b>Steals</b>			
Career	2	South Dakota State	2/14/05
<b>Turnovers</b>			
Career	1	Savannah State	1/8/04
<b>Minutes Played</b>			
Career	5	South Dakota State	2/14/05
Big 12	1	Iowa State	2/8/03



## #3 Kyle Carder

6-4 • 180 • Freshman • Forward  
Joplin, Mo.  
Joplin HS

**2005-06:** Has played in one game this season (Cal Poly) ... Scored his first collegiate points with 3-pointer ... Also grabbed a rebound in four minutes played.

**Coach Patton says,** "Kyle played on a great high school team and is a great addition to our Class of 2005."

**ACADEMICS:** Is an open option major in Colorado's College of Arts and Sciences ... Interested in business.

**HIGH SCHOOL :** Lettered twice in basketball and once in baseball ... Member of 2003 baseball team that finished second in the state.

**PERSONAL:** Born Odes Kyle Carder on June 9, 1986 in Joplin, Missouri ... Son of Michael and Cyndy Carder ... Older sister, Brett is a junior at the University of Missouri ... Enjoys playing golf in his spare time.



## #35 Chase Perkowski

6-2 • 185 • Freshman • Guard  
San Juan Capistrano, Calif.  
Santa Margarita Catholic HS

**Coach Patton says,** "Chase played on a terrific high school team; he's a non-scholarship player that has the potential to earn a scholarship in the future."

**ACADEMICS:** Intended college major is business.

**HIGH SCHOOL:** Lettered four years ... Member of a pair of California Interscholastic Federation (CIF) titles ... Junior year also won league title ... Senior season was the starting point guard averaging nine points, seven rebounds, five assists that went 27-5 ... Earned first-team Sera League honors; second team All-C.I.F. ... Junior season averaged seven points a game on a team that went 29-4 ... Also earned scholar athlete award accolades during his senior season.

**PERSONAL:** Born Chase Andrew Perkowski on October 15, 1986 ... Son of Erik and Karen Perkowski ... Is the youngest of four children, has two older brothers, Luke (masters degree at CU) and Alex; sister, Brittny, plays soccer at the United States Air Force Academy; mother played tennis at U.S.C. ... Lists beating high school rival, Mater Dei, ranked No.23 nationally by scoring 13 points, 10 rebounds, five assists ... Future aspirations include going to law school ... Enjoys surfing and water skiing ... Did not play basketball his sophomore high school year due to knee surgery (out 11 months).



## #4 Andy Osborn

6-9 • 225 • Senior • Forward

Longmont, Colo./Longmont HS

Majoring in sociology with a minor in business

**2005-06 NOTES:** Averaging just under 10 points a game (9.3) ... Solid on the boards with nearly five a game ... Second overall in 3-pointers made (10) ... Has CU on the boards, twice and once in scoring ... Collected his second career double-double at CU with 17 pts., 10 rebounds against Cal Poly (four at Loyola

Marymount).

**2005-06 PRESEASON NOTES:** One of 10 seniors and one of four players that saw significant time as a junior-transfer last season ... Averaged 8.2 points and 4.4 rebounds in 26 games played with 14 starts ... Started the last 12 games of the season averaging 11.1 points and 5.2 rebounds ... Made 29 3-pointers during that span; 45 treys ranked third overall in 2004-05 ... Three-point threat from anywhere on the floor, also crashes the boards and finishes around the basket.

**Coach Patton says,** "His success will depend on his ability to stay healthy."

**2004-05:** Named to the Big 12 All-Newcomer team, a CU first since the 2001-02 season ...

- Finished the Big 12 (all games) in 3-point field goals made (1.73) and eighth in conference games only in treys made (2.00)
- Finished the season with 26 games with 14 starts, including the last 12 games of the season
- His five treys against the Cowboys was a team-high and helped CU establish 17 for the game, a school record
- First career double-double at CU was 14 points, 10 rebounds in home win over Texas (Feb. 8)
- Netted 11 games over 10 or points, nine times against the Big 12 Conference ... Finished the last 10 games of the season scoring double-digits in eight of those ... Was third in 3-pointers made (45) and fourth in 3-pointer attempts (110) ... Was fifth in team rebounding (121) and one of five players who scored over 200 points
- Scored CU's last four points, including game-winning 3-pointer with 13 seconds remaining to beat Iowa State (Jan. 22) in overtime. It was the first CU victory in Ames since 1991
- Came off the bench to score 19 points with a season-best seven field goals, including five 3-pointers against Oklahoma State (Jan. 30)
- Career-best eight rebounds (all defensive) at Iowa State ... Six games with over 14 points (Kansas State, Texas A&M, South Dakota State, Texas, Oklahoma State, Gardner-Webb)
- Missed four games with a ligament tear in his left foot.

### Game-by-Game Stats

Game	GS	Min	FGs	3FGs	FTs	O-D-Reb	Pf	A	To	BL	ST	Pts
UNC WILMINGTON	*	34	4-10	0-4	2-2	3-5-8	3	1	0	3	3	10
at Colorado State	*	25	4-7	3-6	0-0	0-0-0	4	1	2	0	0	11
vs. Saint Mary's	*	23	1-7	0-4	1-3	1-2-3	1	1	1	0	1	3
at Penn	*	21	3-7	2-4	0-0	0-4-4	3	0	3	0	0	8
CAL POLY	*	32	6-11	4-9	1-2	5-5-10	0	1	1	2	0	17
UTAH	*	24	3-7	1-5	0-0	2-2-4	3	1	2	1	1	7

### CU Career Statistics

Year	GP	GS	Min	Avg	FG	FGA	Pct	3FG	3FGA	3Pct	FT	FTA	%	O	D	T	Avg	PF	FO	A	T	BS	ST	TP	Avg
2004-05	26	14	530	20.4	76	176	.432	45	110	.409	16	23	.696	34	87	121	4.7	67	3	34	30	15	7	213	8.2

### Big 12 Conference Statistics

Year	GP	GS	Min	Avg	FG	FGA	Pct	3FG	3FGA	3Pct	FT	FTA	%	O	D	T	Avg	PF	FO	A	T	BS	ST	TP	Avg
2004-05	15	9	355	23.7	51	117	.436	30	71	.423	10	14	.714	25	48	73	4.9	46	3	17	18	9	3	142	9.5

### Big 12 Post-Season Statistics

Year	GP	GS	Min	Avg	FG	FGA	Pct	3FG	3FGA	3Pct	FT	FTA	%	O	D	T	Avg	PF	FO	A	T	BS	ST	TP	Avg
2004-05	2	2	52	26.0	7	16	.438	4	11	.364	5	6	.833	3	10	13	6.5	5	0	1	2	0	0	23	11.5

### Osborn - Loyola Marymount

Year	GP	GS	Min	Avg	FG	FGA	Pct	3FG	3FGA	3Pct	FT	FTA	%	O	D	T	Avg	PF	FO	A	T	BS	ST	TP	Avg
2002-03	31	18	672	21.7	110	253	.435	39	108	.361	49	70	.700	38	80	118	3.8	87	3	35	37	13	14	308	9.9
2001-02	29	26	677	23.3	112	248	.452	28	91	.308	41	54	.759	44	108	152	5.2	87	3	27	39	15	17	293	10.1
<b>TOTAL</b>	<b>60</b>	<b>44</b>	<b>1349</b>	<b>22.5</b>	<b>222</b>	<b>501</b>	<b>.443</b>	<b>67</b>	<b>199</b>	<b>.337</b>	<b>90</b>	<b>124</b>	<b>.726</b>	<b>82</b>	<b>188</b>	<b>270</b>	<b>4.5</b>	<b>174</b>	<b>6</b>	<b>62</b>	<b>76</b>	<b>28</b>	<b>31</b>	<b>601</b>	<b>10.0</b>

### Osborn's Season/Career Highs

#### Points

Season	17	Cal Poly	12/3/05
Career	*23	at Cal State Northridge	12/19/02
Big 12	19	Oklahoma State	1/30/05

#### Field Goals

Season	6	Cal Poly	12/3/05
Career	*9	at Cal State Northridge	12/19/02
Big 12	7	Oklahoma State	1/30/05

#### Field Goal Attempts

Season	10	UNC Wilmington	11/18/05
Career	*15	UC Irvine	11/28/01
Big 12	14	Iowa State	3/5/05

#### Three-Point Field Goals

Season	4	Cal Poly	12/3/05
Career	*5	four times	
Big 12	5	twice	

#### Three-Point Attempts

Season	9	Cal Poly	12/3/05
Career	10	Iowa State	3/5/05
Big 12	10	Iowa State	3/5/05

#### Free Throws

Season	2	UNC Wilmington	11/18/05
Career	*7	twice, recent, at Portland	1/11/03
Big 12	4	Texas	3/10/05

#### Free Throw Attempts

Season	2	twice	
Career	*12	at Portland	1/11/03
Big 12	4	Texas	2/8/05, 3/10/05

#### Offensive Rebounds

Season	5	Cal Poly	12/3/05
Career	6	Texas	2/8/05
Big 12	6	Texas	2/8/05

#### Defensive Rebounds

Season	5	twice	
Career	8	at Iowa State	1/22/05
Big 12	8	at Iowa State	1/22/05

#### Rebounds

Season	10	Cal Poly	12/3/05
Career	*12	Mississippi State	11/14/01
Big 12	10	Texas	2/8/05

#### Assists

Season	1	five times	
Career	*4	5x, recent, Iowa State	3/5/05
Big 12	4	twice	

#### Blocked Shots

Season	3	UNC Wilmington	11/18/05
Career	*3	four times	
Big 12	2	twice	

#### Steals

Season	3	UNC Wilmington	11/18/05
Career	3	UNC Wilmington	11/18/05
Big 12	1	three times	

#### Minutes Played

Season	34	UNC Wilmington	11/18/05
Career	*37	at Portland	1/11/03
Big 12	34	Iowa State	3/5/05

\* played his freshman and sophomore years at Loyola Marymount



## #5 Jayson Obazuaye

6-2 • 205 • Senior • Guard

San Jose, Calif./Andrew Hill HS

Double majoring in ethnic studies and sociology

### 2005-06

Has started every game this season ... Averaging 6.8 points, 5.3 rebounds per game ... Third in team rebounding (32) ... Seen playing time in 92 career games with a team-best 53 over four years ... Has started 53 of the last 56 games ... Ranks 40th in minutes played (1,677).

**2005-06 PRESEASON NOTES:** One of 10 seniors on this year's team ... One of four scholarship seniors who has played previous three seasons in a Buffs uniform ... Fourth overall in team scoring with 8.9 ppg. last season ... Was third overall with 53 assists and one of three players to play all 30 games in 2004-05 ... Runs the floor well with good range from the perimeter; also plays solid defensive.

**Coach Patton says,** "He's the warrior of the group; hard to keep him off the floor with the intensity that he brings."

### 2004-05

- Played in all 30 games with 29 starts
- Averaged 8.9 points, 3.0 rebounds, 1.8 assists
- Ranked third in assists (53)
- Career-best 18 points with seven field goals made against Oklahoma State (March 11) in Big 12 Tournament
- Regular season high 16 points at Missouri (Feb. 22) and 15 points against Kansas State (Feb. 26) that included a career-high seven field goals made
- Season-best five assists against Oklahoma State
- Averaged 8.1 points and 3.0 rebounds in 16 Big 12 games ... Scored 16 points twice at Richmond (Jan. 4) and UMKC (Dec. 21) ... Five times scored over 15 points ... Netted 10 or more points, 13 times ...

### Game-by-Game Stats

Game	GS	Min	FGs	3FGs	FTs	O-D-Reb	Pf	A	To	BL	ST	Pts
UNC WILMINGTON	*	31	5-10	0-2	2-6	2-5-7	2	3	5	1	2	12
at Colorado State	*	24	3-9	0-1	1-2	2-3-5	5	3	2	0	2	7
vs. Saint Mary's	*	14	1-5	0-0	1-2	1-3-4	2	0	3	0	0	3
at Penn	*	31	2-9	0-1	0-0	2-7-9	2	2	2	0	0	4
CAL POLY	*	25	6-8	0-0	1-3	3-1-4	0	1	0	1	1	13
UTAH	*	14	1-6	0-0	0-2	2-1-3	0	0	0	0	0	2

### Career Statistics

Year	GP	GS	Min	Avg.	FG	FGA	Pct	3FG	3FGA	3Pct	FT	FTA	%	O	D	T	Avg.	Pf	FO	A	T	BS	ST	TP	Avg.
2004-05	30	29	741	24.7	103	252	.409	12	35	.343	49	110	.445	35	55	90	3.0	48	2	55	45	6	11	267	8.9
2003-04	29	17	511	17.6	64	151	.424	5	19	.263	26	53	.491	23	37	60	2.1	43	0	43	41	0	10	159	5.5
2002-03	27	1	286	10.6	32	77	.416	1	12	.083	14	32	.438	8	19	27	1.0	27	0	14	34	6	8	79	2.9
<b>TOTAL</b>	<b>86</b>	<b>47</b>	<b>1538</b>	<b>17.9</b>	<b>199</b>	<b>480</b>	<b>.415</b>	<b>18</b>	<b>66</b>	<b>.273</b>	<b>89</b>	<b>195</b>	<b>.456</b>	<b>66</b>	<b>111</b>	<b>177</b>	<b>2.1</b>	<b>118</b>	<b>2</b>	<b>112</b>	<b>120</b>	<b>12</b>	<b>29</b>	<b>505</b>	<b>5.9</b>

### Big 12 Conference Statistics

Year	GP	GS	Min	Avg.	FG	FGA	Pct	3FG	3FGA	3Pct	FT	FTA	%	O	D	T	Avg.	Pf	FO	A	T	BS	ST	TP	Avg.
2004-05	16	16	387	24.2	53	129	.411	4	13	.308	19	47	.404	21	27	48	3.0	28	1	25	25	1	7	129	8.1
2003-04	16	14	306	19.1	36	93	.387	0	5	.000	12	26	.462	12	24	36	2.3	30	0	31	28	0	4	84	5.3
2002-03	14	1	152	10.9	16	40	.400	0	3	.000	6	18	.333	6	13	19	1.4	14	0	9	21	2	5	38	2.7
<b>TOTAL</b>	<b>46</b>	<b>31</b>	<b>845</b>	<b>18.4</b>	<b>105</b>	<b>262</b>	<b>.401</b>	<b>4</b>	<b>21</b>	<b>.191</b>	<b>37</b>	<b>91</b>	<b>.407</b>	<b>39</b>	<b>64</b>	<b>103</b>	<b>2.2</b>	<b>72</b>	<b>1</b>	<b>65</b>	<b>74</b>	<b>3</b>	<b>16</b>	<b>251</b>	<b>5.5</b>

### Big 12 Post-Season Statistics

Year	GP	GS	Min	Avg.	FG	FGA	Pct	3FG	3FGA	3Pct	FT	FTA	%	O	D	T	Avg.	Pf	FO	A	T	BS	ST	TP	Avg.		
2004-05	2	2	44	22.0	8	17	.471	0	1	.000	4	9	.444	1	3	4	2.0	5	0	5	2	0	1	20	10.0		
2003-04	1	0	17	17.0	3	6	.500	0	0	.000	0	0	.000	0	0	0	0.0	1	0	1	1	0	0	6	6.0		
2002-03	did not play - illness																										
<b>TOTALS</b>	<b>3</b>	<b>2</b>	<b>61</b>	<b>20.3</b>	<b>11</b>	<b>23</b>	<b>.478</b>	<b>0</b>	<b>1</b>	<b>.000</b>	<b>4</b>	<b>9</b>	<b>.444</b>	<b>1</b>	<b>3</b>	<b>4</b>	<b>1.3</b>	<b>6</b>	<b>0</b>	<b>6</b>	<b>3</b>	<b>0</b>	<b>1</b>	<b>26</b>	<b>8.6</b>		

### Obazuaye's Season/Career Highs

Points			
Season	13	Cal Poly	12/3/05
Career	18	Oklahoma State	3/11/05
Big 12	18	Oklahoma State	3/11/05
Field Goals			
Season	6	Cal Poly	12/3/05
Career	7	twice	
Big 12	7	twice	
Field Goal Attempts			
Season	10	UNC Wilmington	11/18/05
Career	14	at Iowa State	1/22/05
Big 12	14	at Iowa State	1/22/05
Three-Point Field Goals			
Season	-		
Career	3	at Oregon State	12/4/04
Big 12	2	at Missouri	2/22/05
Three-Point Attempts			
Season	2	UNC Wilmington	11/18/05
Career	4	twice	
Big 12	2	three times	
Free Throws			
Season	2	UNC Wilmington	11/18/05
Career	6	twice	
Big 12	4	twice	
Free Throw Attempts			
Season	6	UNC Wilmington	11/18/05
Career	11	Northwestern	11/28/04
Big 12	10	at Missouri	2/22/05
Offensive Rebounds			
Season	3	Cal Poly	12/3/05
Career	4	at Iowa State	1/22/05
Big 12	4	at Iowa State	1/22/05
Defensive Rebounds			
Season	5	UNC Wilmington	11/18/05
Career	5	College of Charleston	11/15/04
Big 12	4	three times	
Rebounds			
Season	7	UNC Wilmington	11/18/05
Career	7	UNC Wilmington	11/18/05
Big 12	6	twice	
Assists			
Season	3	twice	
Career	5	twice	
Big 12	5	twice	
Blocked Shots			
Season	1	twice	
Career	2	three times	
Big 12	1	three times	
Steals			
Season	2	twice	
Career	2	six times	
Big 12	2	twice	
Minutes Played			
Season	31	twice	
Career	39	at Iowa State	1/22/05
Big 12	39	at Iowa State	1/22/05



## #10 Scott Senger

6-7 • 230 • Senior • Forward

Louisville, Colo./Monarch HS

Majoring in business ... 2003-04 All-Big 12

academic first ... Dean's List 2001

### 2005-06 NOTES

Seen action in five of six games ... Has four points and eight rebounds ... Grabbed a career-best five rebounds (four offensive) against Saint Mary's (Nov. 26) ... Returns for his third year ... Three-year letterwinner ... One of six seniors returning

who has played in the CU system the last three years ... Provides depth, strength and game experience in a reserve role ... Sister, Lindsay, a CU junior, plays on the women's golf team.

**Coach Patton says,** "Scott does a nice job for us; another senior who will give us depth at the power forward position."

### 2004-05

Saw consecutive minutes played at Missouri (Feb. 22) and South Dakota State (Feb. 14) with 14 and 11 minutes, respectively ... Career-best 14 minutes at Mizzou scoring two points with three rebounds ... Added four points and two broads against South Dakota State ... Played in 14 games with 3-of-6 shooting from the field with eight rebounds ... Named to his second consecutive Big 12 academic team earning second team honors ... Has never fouled out in collegiate career; once finished with four fouls in a single game.

### 2003-04

Saw action in 17 games with over six minutes a game ... Scored a career-high 12 points off the bench in home win over Northern Colorado (Jan. 10) ... Also tallied career-highs in field goals (6) and rebounding (5) against the Bears ... Averaged 1.6 points and 1.0 rebounds a game ... Career-best 13 minutes vs. Savannah State (Jan. 8) and added 11 minutes at Kansas (Jan. 25) ... Had two steals against Kansas (Jan. 25) ... Shot 55.6 percent from the field (15-of-27) ... Scored six points with three rebounds in nine minutes at Missouri (Feb. 10) ... Gained experience by appearing in eight Big 12 games ... Made season debut with eight minutes off the bench at Cal Poly (Nov. 26) scoring two points and two rebounds.

### Game-by-Game Stats

Game	GS	Min	FGs	3FGs	FTs	O-D-Reb	Pf	A	To	BL	ST	Pts
UNC WILMINGTON	-	2	0-0	0-0	0-0	0-0-0	0	0	0	0	1	0
at Colorado State	did not play											
vs. Saint Mary's	-	10	2-3	0-0	0-0	4-1-5	0	0	0	0	0	4
at Penn	-	8	0-0	0-0	0-0	0-2-2	1	0	0	0	1	0
CAL POLY	-	3	0-1	0-0	0-0	0-0-0	0	0	1	0	0	0
UTAH	-	2	0-0	0-0	0-0	1-0-1	0	0	1	0	0	0

### Career Statistics

Year	GP	GS	Min	Avg.	FG	FGA	Pct	3FG	3FGA	3Pct	FT	FTA	%	O	D	T	Avg.	PF	FO	A	T	BS	ST	TP	Avg.
2004-05	14	0	47	3.4	3	6	.500	0	0	.000	0	0	.000	3	5	8	0.6	5	0	1	0	0	3	6	0.4
2003-04	17	0	103	6.1	15	27	.556	0	2	.000	0	3	.000	10	10	20	1.2	13	0	2	2	0	4	30	1.8
2002-03	4	0	5	1.3	2	4	.500	0	1	.000	0	0	.000	0	1	1	0.3	1	0	0	0	0	0	4	1.0
<b>TOTALS</b>	<b>35</b>	<b>0</b>	<b>155</b>	<b>4.4</b>	<b>20</b>	<b>37</b>	<b>.541</b>	<b>0</b>	<b>3</b>	<b>.000</b>	<b>0</b>	<b>3</b>	<b>.000</b>	<b>13</b>	<b>16</b>	<b>29</b>	<b>0.9</b>	<b>19</b>	<b>0</b>	<b>3</b>	<b>2</b>	<b>0</b>	<b>7</b>	<b>40</b>	<b>1.1</b>

### Big 12 Conference Statistics


Year	GP	GS	Min	Avg.	FG	FGA	Pct	3FG	3FGA	3Pct	FT	FTA	%	O	D	T	Avg.	PF	FO	A	T	BS	ST	TP	Avg.
2004-05	7	0	26	3.7	1	2	.500	0	0	.000	0	0	.000	1	3	4	0.6	1	0	0	0	0	2	2	0.3
2003-04	9	0	43	4.8	5	11	.455	0	1	.000	0	1	.000	1	5	6	0.7	4	0	1	0	0	3	10	1.1
2002-03	2	0	3	1.5	1	1	1.000	0	0	.000	0	0	.000	0	0	0	0.0	0	0	0	0	0	0	2	1.0
<b>TOTALS</b>	<b>18</b>	<b>0</b>	<b>72</b>	<b>4.0</b>	<b>7</b>	<b>14</b>	<b>.500</b>	<b>0</b>	<b>1</b>	<b>.000</b>	<b>0</b>	<b>1</b>	<b>.000</b>	<b>2</b>	<b>8</b>	<b>10</b>	<b>0.6</b>	<b>5</b>	<b>0</b>	<b>1</b>	<b>0</b>	<b>0</b>	<b>5</b>	<b>14</b>	<b>0.8</b>

### Big 12 Post-Season Statistics

Year	GP	GS	Min	Avg.	FG	FGA	Pct	3FG	3FGA	3Pct	FT	FTA	%	O	D	T	Avg.	PF	FO	A	T	BS	ST	TP	Avg.
2004-05	1	0	1	1.0	0	0	.000	0	0	.000	0	0	.000	0	0	0	0.0	1	0	0	0	0	0	0	0

### Senger's Season/Career Highs

Points			
Season	4	St. Mary's	11/26/05
Career	12	Northern Colorado	1/10/04
Big 12	6	at Missouri	2/10/04
Field Goals			
Season	2	St. Mary's	11/26/05
Career	6	Northern Colorado	1/10/04
Big 12	3	at Missouri	2/10/04
Field Goal Attempts			
Season	3	St. Mary's	11/26/05
Career	8	Northern Colorado	1/10/04
Big 12	6	at Missouri	2/10/04
Three-Point Attempts			
Season	-		
Career	1	twice	
Big 12	1	at Missouri	2/10/04
Free Throws			
Season	-		
Career	-		
Big 12	-		
Free Throw Attempts			
Season	-		
Career	1	three times	
Big 12	1	at Kansas	1/25/04
Offensive Rebounds			
Season	4	St. Mary's	11/26/05
Career	4	twice	
Big 12	3	at Missouri	2/10/04
Defensive Rebounds			
Season	2	at Penn	11/29/05
Career	2	five times	
Big 12	2	three times	
Rebounds			
Season	5	St. Mary's	11/26/05
Career	5	twice	
Big 12	3	at Missouri	2/22/05
Assists			
Season	-		
Career	1	twice	
Big 12	1	at Kansas	1/25/04
Turnovers			
Season	1	twice	
Career	1	four times	
Big 12	-		
Steals			
Season	1	twice	
Career	2	at Kansas	1/25/04
Big 12	1	three times	
Minutes Played			
Season	10	St. Mary's	11/26/05
Career	14	at Missouri	2/22/05
Big 12	14	at Missouri	2/22/05



## #12 Martane Freeman

6-7 • 200 • Senior • Forward

Kansas City, Mo./Northeast HS/Penn Valley JC [KC]

Majoring in sociology

### 2005-06 NOTES

Performs well off the bench with 6.7 points and 2.0 rebounds ... 12-of-16 from the charity stripe (.750) ... Averaging 14 minutes ... Posted career-highs in points (17), field goals (6), attempts (8), free throws (5), FT attempts (6), steals (3), minutes played (24) at Colorado State (Nov. 21) ... Returns for his second season with the Buffs ... One of 10 seniors of the team and

one of four that transferred to Boulder ... Brings experience and depth in a reserve role.

**Coach Patton says,** "Martane should be much-improved after a year of playing in the Big 12."

### 2004-05

Played in 26 games in his initial season ... Averaged 2.4 points and 1.5 rebounds a game ... Scored a season-best eight points and five rebounds in 14 minutes in win over Texas at Big 12 Tournament (March 10) ... Grabbed five rebounds and a season-best 18 minutes at Texas Tech (Feb. 20) and Kansas (Jan. 15) ... Scored six points with three rebounds in 15 minutes at KU (Feb. 12) ... Scored seven points with four rebounds at Oklahoma (Jan. 8) ... Season-high 10 shots against the Jayhawks.

### PENN VALLEY JC

2003-04 junior college first team all-American and 2003-04 JC Player of the Year ... Team went 22-9 and was ranked third nationally ... Averaged 19.1 pts., 9.1 rpg., 3.0 stl., and 2.5 apg. during 2003-04 season ... Averaged 10.4 points and 4.9 rebounds during 2002-03 campaign.

### Game-by-Game Stats

Game	GS	Min	FGs	3FGs	FTs	O-D-Reb	Pf	A	To	BL	ST	Pts
UNC WILMINGTON	-	2	0-0	0-0	0-0	0-0-0	0	0	0	0	0	0
at Colorado State	-	24	6-8	0-1	5-6	1-1-2	3	2	0	1	3	17
vs. Saint Mary's	-	13	1-4	0-1	0-0	0-0-0	2	2	1	0	2	2
at Penn	-	14	2-4	0-0	4-6	2-0-2	4	1	3	0	0	8
CAL POLY	-	11	2-2	0-0	2-2	3-0-3	2	1	0	0	0	6
UTAH	-	20	3-7	0-3	1-2	3-2-5	2	1	2	0	3	7

### Career Statistics

Year	GP	GS	Min	Avg	FG	FGA	Pct	3FG	3FGA	3Pct	FT	FTA	%	O	D	T	Avg	PF	FO	A	T	BS	ST	TP	Avg
2004-05	26	0	220	8.5	20	60	.333	4	19	.211	18	30	.600	18	21	39	1.5	34	1	14	16	4	12	62	2.4

### Big 12 Conference Statistics

Year	GP	GS	Min	Avg	FG	FGA	Pct	3FG	3FGA	3Pct	FT	FTA	%	O	D	T	Avg	PF	FO	A	T	BS	ST	TP	Avg
2004-05	13	0	107	8.2	10	32	.313	3	9	.333	9	15	.600	13	9	22	1.7	16	1	8	6	1	7	32	2.5

### Big 12 Post-Season Statistics

Year	GP	GS	Min	Avg	FG	FGA	Pct	3FG	3FGA	3Pct	FT	FTA	%	O	D	T	Avg	PF	FO	A	T	BS	ST	TP	Avg
2004-05	2	0	25	12.5	4	7	.571	0	1	.000	2	5	.400	3	4	7	3.5	6	0	1	1	0	0	10	5.0

### Freeman's Season/Career Highs

Points	Season	17	at Colorado State	11/21/05
Career	17	at Colorado State	11/21/05	
Big 12	8	vs. Texas	3/10/05	
Field Goals	Season	6	at Colorado State	11/21/05
Career	6	at Colorado State	11/21/05	
Big 12	3	vs. Texas	3/10/05	
Field Goal Attempts	Season	8	at Colorado State	11/21/05
Career	10	Kansas	1/15/05	
Big 12	10	Kansas	1/15/05	
Three-Point Field Goals	Season	-		
Career	1	four times		
Big 12	1	twice		
Three-Point Attempts	Season	3	Utah	12/7/05
Career	3	twice		
Big 12	2	Kansas	1/15/05	
Free Throws	Season	5	at Colorado State	11/21/05
Career	5	at Colorado State	11/21/05	
Big 12	3	at Kansas	2/12/05	
Free Throw Attempts	Season	6	twice	
Career	6	three times		
Big 12	6	at Kansas	2/12/05	
Offensive Rebounds	Season	3	twice	
Career	4	Kansas	1/15/05	
Big 12	4	Kansas	1/15/05	
Defensive Rebounds	Season	2	Utah	12/7/05
Career	3	twice		
Big 12	3	at Texas Tech	2/2/05	
Rebounds	Season	5	Utah	12/7/05
Career	5	four times		
Big 12	5	twice		
Assists	Season	2	twice	
Career	2	six times		
Big 12	2	three times		
Turnovers	Season	3	at Penn	11/29/05
Career	3	twice		
Big 12	3	at Oklahoma	1/8/05	
Blocked Shots	Season	1	at Colorado State	11/21/05
Career	1	five times		
Big 12	1	Nebraska	1/12/05	
Steals	Season	3	twice	
Career	3	twice		
Big 12	2	twice		
Minutes Played	Season	24	at Colorado State	11/21/05
Career	24	at Colorado State	11/21/05	
Big 12	18	twice		



**#15 Chris Copeland**  
**6-8 • 235 • Senior • Forward**  
**Richmond, Va./Hermitage HS**  
 Majoring in psychology

**2005-06 NOTES:** Second in team scoring (15.5 ppg.) and second in rebounding (6.0) ... Recorded 12 or more points in five of six games ... Averaging 16.0 ppg. and 6.7 rpg. in his last three games ... One of three players with nine steals (tied for second overall) ... Third overall in 3-pointers (9) ... Making over .50 percent of his shots from the field (32-of-60, .533), a team best ... 89 career games with 20 starts ... 14 starts were a season-high in 2004-05 ... One of two returning players with over 300 career rebounds (309) ... Top returning shot blocker (61) in four seasons; ranks 18th overall in career blocked shots.

**2005-06 PRESEASON:** One of 10 seniors ... One of four seniors who has played previous three seasons in a Buffs uniform ... One of three players that averaged over 11 points a game in 2004-05 ... Second in team scoring (11.7 ppg.) and rebounds (5.6) last season ... Was also second in conference scoring (11.3 ppg.) and first in rebounding (6.3 rpg.) ... Scores anywhere on the floor with excellent range from the 3-point arc ... Excellent free-throw shooter ... Crashes the boards and finishes around the basket.

**Coach Patton says,** "Chris showed signs of being the offensive weapon that we need. His playing time will be dependent on his defensive improvement."

**2004-05**

Named to the Big 12 All-Improved team ... Big 12 (all games) stats: Ranked seventh in blocked shots (1.24), 11<sup>th</sup> in 3-point field goals made (1.76), 17<sup>th</sup> in rebounding (5.6); Big 12 Conference only games: eighth in blocked shots (1.33), 10<sup>th</sup> in defensive rebounding (4.4), 11<sup>th</sup> in rebounding (6.3), 14<sup>th</sup> in 3-pointers made (1.67) ... Team-best six double-doubles (ninth overall in Big 12) ... Second in scoring (11.7 ppg.), second in rebounding (5.6) ... Second on team in 3-pointers made (51) ... Ranked second on the team in leading the team in rebounding six times ... Team leader the team with 36 blocked shots; defensive rebounding (113), rebounds (161) ... Career-best five assists in home finale against Iowa State ... Recorded impressive double-double with 22 points and 11 boards vs. No. 2 Jayhawks (Jan. 15) ... Team leader at the charity stripe: 57-of-70, .814 ... Career-best 25 points, 10 field goals made with four three-pointers in return road win at Richmond (Jan. 4) ... First collegiate start vs. Northwestern produced first career double-double (15 points, 10 rebounds, points all scored in second half ... Three games over 22 points scored (at Richmond, Jan. 4; Nebraska, Jan. 12; Kansas, Jan. 15).

**Game-by-Game Stats**

Game	GS	Min	FGs	3FGs	FTs	O-D-Reb	Pf	A	To	BL	ST	Pts
UNC WILMINGTON	*	28	5-6	2-3	8-9	2-3-5	2	0	4	2	1	20
at Colorado State	*	31	7-12	1-3	1-4	2-3-5	1	2	0	0	1	16
vs. Saint Mary's	*	23	4-7	1-2	0-0	2-4-6	3	1	2	0	1	9
at Penn	*	25	7-11	2-4	4-4	2-5-7	4	0	3	0	3	20
CAL POLY	*	23	4-9	0-3	4-9	3-2-5	2	1	0	1	2	12
UTAH	*	31	5-15	3-9	3-3	2-6-8	3	4	2	2	1	16

**Career Statistics**

Year	GP	GS	Min	Avg	FG	FGA	Pct	3FG	3FGA	3Pct	FT	FTA	%	O	D	T	Avg	PF	FO	A	T	BS	ST	TP	Avg
2004-05	29	14	730	25.2	116	259	.448	51	136	.375	57	70	.814	48	113	161	5.6	82	3	43	54	36	10	340	11.7
2003-04	28	0	257	9.2	25	66	.379	11	28	.393	19	32	.594	21	49	70	2.5	48	2	14	21	13	7	80	2.9
2002-03	26	0	199	7.7	23	61	.377	5	20	.250	15	26	.577	15	27	42	1.6	25	0	8	19	7	2	66	2.5
<b>TOTAL</b>	<b>83</b>	<b>14</b>	<b>1186</b>	<b>14.3</b>	<b>164</b>	<b>386</b>	<b>.47</b>	<b>67</b>	<b>184</b>	<b>.364</b>	<b>91</b>	<b>128</b>	<b>.711</b>	<b>84</b>	<b>189</b>	<b>273</b>	<b>3.3</b>	<b>155</b>	<b>5</b>	<b>65</b>	<b>94</b>	<b>56</b>	<b>19</b>	<b>486</b>	<b>5.9</b>

**Big 12 Statistics**

Year	GP	GS	Min	Avg	FG	FGA	Pct	3FG	3FGA	3Pct	FT	FTA	%	O	D	T	Avg	PF	FO	A	T	BS	ST	TP	Avg
2004-05	15	5	404	26.9	54	155	.375	25	82	.305	36	44	.818	28	66	94	6.3	40	3	26	25	20	4	169	11.3
2003-04	16	0	154	9.6	15	38	.395	5	13	.385	16	26	.615	18	33	51	3.2	28	1	9	16	7	4	51	3.2
2002-03	14	0	128	9.1	16	40	.400	4	15	.267	10	19	.526	8	21	29	2.1	19	0	5	8	6	2	46	3.3
<b>TOTAL</b>	<b>45</b>	<b>5</b>	<b>686</b>	<b>15.2</b>	<b>85</b>	<b>233</b>	<b>.365</b>	<b>34</b>	<b>110</b>	<b>.309</b>	<b>62</b>	<b>89</b>	<b>.697</b>	<b>54</b>	<b>120</b>	<b>174</b>	<b>3.9</b>	<b>87</b>	<b>4</b>	<b>40</b>	<b>49</b>	<b>33</b>	<b>10</b>	<b>266</b>	<b>5.9</b>

**Big 12 Post-Season Statistics**

Year	GP	GS	Min	Avg	FG	FGA	Pct	3FG	3FGA	3Pct	FT	FTA	%	O	D	T	Avg	PF	FO	A	T	BS	ST	TP	Avg
2004-05	2	0	36	18.0	4	11	.364	3	8	.375	1	2	.500	1	3	4	2.0	8	0	2	4	0	0	12	6.0
2003-04	1	0	13	13.0	1	2	.500	1	1	1.00	0	2	.000	0	2	2	2.0	2	0	1	0	1	0	3	3.0
2002-03	2	0	16	8.0	1	2	.500	0	0	.000	2	2	1.000	1	1	2	1.0	2	0	0	0	0	0	4	2.0
<b>TOTALS</b>	<b>5</b>	<b>0</b>	<b>65</b>	<b>13.0</b>	<b>6</b>	<b>15</b>	<b>.400</b>	<b>4</b>	<b>9</b>	<b>.444</b>	<b>3</b>	<b>6</b>	<b>.500</b>	<b>2</b>	<b>6</b>	<b>8</b>	<b>1.6</b>	<b>12</b>	<b>0</b>	<b>3</b>	<b>4</b>	<b>1</b>	<b>0</b>	<b>19</b>	<b>3.8</b>

**Copeland's Season/Career Highs**

Points	Season	20	twice	Career	25	at Richmond	1/04/05	Big 12	22	twice	
<b>Field Goals</b>	Season	7	twice	Career	10	at Richmond	1/04/05	Big 12	7	Oklahoma State	1/30/05
<b>Field Goal Attempts</b>	Season	15	Utah	Career	18	Kansas	1/15/05	Big 12	18	Kansas	1/15/05
<b>Three-Point Field Goals</b>	Season	3	Utah	Career	4	three times	12/7/05	Big 12	4	twice	
<b>Three-Point Attempts</b>	Season	9	Utah	Career	9	Utah	12/7/05	Big 12	8	twice	
<b>Free Throws</b>	Season	8	UNC Wilmington	Career	8	twice	11/18/05	Big 12	8	Nebraska	1/12/05
<b>Free Throw Attempts</b>	Season	9	UNC Wilmington	Career	9	twice	11/18/05	Big 12	9	Nebraska	1/12/05
<b>Offensive Rebounds</b>	Season	3	Cal Poly	Career	5	three times	12/3/05	Big 12	5	twice	
<b>Defensive Rebounds</b>	Season	6	Utah	Career	11	Nebraska	12/7/05	Big 12	11	Nebraska	1/12/05
<b>Rebounds</b>	Season	8	Utah	Career	14	Nebraska	12/7/05	Big 12	14	Nebraska	1/12/05
<b>Assists</b>	Season	4	Utah	Career	5	Iowa State	12/7/05	Big 12	5	Iowa State	3/5/05
<b>Blocked Shots</b>	Season	2	twice	Career	3	three times	3/5/05	Big 12	3	twice	
<b>Steals</b>	Season	3	at Penn	Career	3	at Penn	11/29/05	Big 12	2	at Kansas	1/25/04
<b>Minutes Played</b>	Season	31	twice	Career	36	Kansas	1/15/05	Big 12	36	Kansas	1/15/05



## #21 Marcus Hall

6-1 • 180 • Junior • Guard

Houston, Texas/Jersey Village HS

An open-option major in Colorado's College of Arts and Sciences ... Interested in business management

### 2005-06 NOTES

Has started last four games at the point averaging five assists a game (20) ... Averaging 24.5 minutes with 7.5 points, 2.3 rebounds and a team-best 4.3 assists per game ... Three of six game in scoring double digits ... Has led CU in assists three times ... Nicknamed Marcus "Lets Make a Deal" Hall by Fox

Sports Net basketball analyst Marty Fletcher, after game show icon Monty Hall's "Lets Make a Deal" ... Has played 64 games with 25 starts ... Ranks 21st on the school's all-time assist list with 198 ... Looks to be a starter or one of the first players off the bench ... One of three players returning to average over double-digits (11.2) ... Was third in conference scoring with 9.9 ppg. last season ... Runs and sees the floor well ... Excellent range from the perimeter and able to drain the 3-pointer ... Also excels from the charity stripe.

**Coach Patton says,** "I think the sky is the limit for Marcus, if he remains focused and keeps his priorities in order."

### 2004-05

Played in 29 games with 21 starts ... Third in team scoring (11.2 ppg) and first in assists (4.4 avg.) ... Was also third on the team in starts (21) ... Big 12 (all games) stats: Finished sixth in assists (4.34) and sixth in assist-turnover ratio (1.88); Big 12 Conference only games: fifth in assists (4.53) and fifth in assist-turnover ratio (2.00) ... Third in scoring with 11.2 ppg. and first in assists ... Second most field goals made (118) ... Fourth on team in treys made (38) ... Career-high 10 assists and first career double-double against South Dakota State with 11 points and 10 assists ... Career-high 29 points at Oregon State (Dec. 4); in that game scored team's last 18 points 4:22 of the first half and first basket of second half tying school record of 20 consecutive points set by Donnie Boyce at Oklahoma State, March 5, 1994 ... Also excelled at the free throw line with career-best 8-of-8 - all in the last :58 seconds in victory over Colorado State ... 50-of-72 (.694) from the line ... Owned the top three assists games ... Handed out eight or more assists three times (at Kansas State, Oklahoma State, South Dakota State) ... His 126 assists was third all-time among CU sophomores and 16<sup>th</sup> all-time in seasonal hand-outs ... 68 assists in 15 conference games (4.5) ... Produced second-best scoring game on the team with career-best 29 points at Oregon State ... Also netted three other 20+ points games (at Texas Tech, Colorado State, Gardner-Webb) ... 12 field goals made at Oregon State was team best ... Led CU in scoring four times (one shared) ... Led the team in assists 21 times, including four shared ... Also lead team in assists nine straight games (Jan. 12-Feb. 5) including 15 of last 18 games (two shared, Texas and at Nebraska) ... Scored 10 or points 15 times (21 career).

### Game-by-Game Stats

Game	GS	Min	FGs	3FGs	FTs	O-D-Reb	Pf	A	To	BL	ST	Pts
UNC WILMINGTON	-	16	1-5	0-3	0-0	0-0-0	0	1	1	0	2	2
at Colorado State	-	29	5-8	1-2	1-1	1-2-3	4	7	4	0	4	12
vs. Saint Mary's	*	22	1-5	0-1	0-2	1-3-4	1	8	2	0	0	2
at Penn	*	28	4-8	0-1	0-0	1-1-2	2	3	2	0	2	8
CAL POLY	*	22	5-9	1-4	0-0	0-2-2	3	5	1	0	1	11
UTAH	*	32	4-9	2-5	0-0	0-3-3	1	2	1	0	0	10

### Career Statistics

Year	GP	GS	Min	Avg	FG	FGA	Pct	3FG	3FGA	3Pct	FT	FTA	%	O	D	T	Avg	PF	FO	A	T	BS	ST	TP	Avg
2004-05	29	21	858	29.6	118	287	.411	38	122	.311	50	72	.694	13	62	75	2.6	46	1	126	67	9	29	324	11.2
2003-04	29	0	437	15.1	52	119	.437	25	64	.391	16	37	.432	6	33	39	1.3	40	0	45	29	5	15	145	5.0
<b>TOTALS</b>	<b>58</b>	<b>21</b>	<b>1295</b>	<b>22.3</b>	<b>170</b>	<b>406</b>	<b>.419</b>	<b>63</b>	<b>186</b>	<b>.339</b>	<b>66</b>	<b>109</b>	<b>.606</b>	<b>19</b>	<b>95</b>	<b>114</b>	<b>2.0</b>	<b>86</b>	<b>1</b>	<b>171</b>	<b>96</b>	<b>14</b>	<b>44</b>	<b>469</b>	<b>8.1</b>

### Big 12 Conference Statistics

Year	GP	GS	Min	Avg	FG	FGA	Pct	3FG	3FGA	3Pct	FT	FTA	%	O	D	T	Avg	PF	FO	A	T	BS	ST	TP	Avg
2004-05	15	10	442	29.5	55	155	.355	17	70	.243	21	31	.677	8	33	41	2.7	24	1	68	34	6	11	148	9.9
2003-04	16	0	204	12.8	23	51	.451	12	30	.400	3	17	.176	2	14	16	1.0	17	0	18	15	3	4	61	3.8
<b>TOTALS</b>	<b>31</b>	<b>10</b>	<b>646</b>	<b>20.8</b>	<b>78</b>	<b>206</b>	<b>.379</b>	<b>29</b>	<b>100</b>	<b>.290</b>	<b>24</b>	<b>48</b>	<b>.500</b>	<b>10</b>	<b>47</b>	<b>57</b>	<b>1.8</b>	<b>41</b>	<b>1</b>	<b>86</b>	<b>49</b>	<b>9</b>	<b>15</b>	<b>209</b>	<b>6.7</b>

### Big 12 Post-Season Statistics

Year	GP	GS	Min	Avg	FG	FGA	Pct	3FG	3FGA	3Pct	FT	FTA	%	O	D	T	Avg	PF	FO	A	T	BS	ST	TP	Avg
2004-05	2	2	69	34.5	7	22	.318	3	10	.300	6	9	.667	0	8	8	4.0	6	0	10	6	1	1	23	11.5
2003-04	1	0	19	19.0	5	9	.556	3	5	.600	1	1	1.00	0	3	3	3.0	1	0	2	1	0	0	14	14.0
<b>TOTALS</b>	<b>3</b>	<b>2</b>	<b>88</b>	<b>29.3</b>	<b>12</b>	<b>31</b>	<b>.387</b>	<b>6</b>	<b>15</b>	<b>.400</b>	<b>7</b>	<b>10</b>	<b>.700</b>	<b>0</b>	<b>11</b>	<b>11</b>	<b>3.7</b>	<b>7</b>	<b>0</b>	<b>12</b>	<b>7</b>	<b>1</b>	<b>1</b>	<b>37</b>	<b>12.3</b>

### Halls's Season/Career Highs

Points	Season	12	at Colorado State	11/21/05
Career	29	at Oregon State	12/4/04	
Big 12	24	at Texas Tech	2/2/05	
<b>Field Goals</b>	Season	5	twice	
Career	12	at Oregon State	12/4/04	
Big 12	9	at Texas Tech	2/2/05	
<b>Field Goal Attempts</b>	Season	9	twice	
Career	16	twice		
Big 12	16	Texas	2/8/05	
<b>Three-Point Field Goals</b>	Season	2	Utah	12/7/05
Career	5	Gardner-Webb	12/28/04	
Big 12	3	four times		
<b>Three-Point Attempts</b>	Season	5	Utah	12/7/05
Career	8	twice		
Big 12	8	twice		
<b>Free Throws</b>	Season	1	at Colorado State	11/21/05
Career	8	Colorado State	12/18/04	
Big 12	5	at Texas Tech	2/2/05	
<b>Free Throw Attempts</b>	Season	1	at Colorado State	11/21/05
Career	8	Colorado State	12/18/04	
Big 12	6	at Texas Tech	2/2/05	
<b>Offensive Rebounds</b>	Season	1	three times	
Career	2	four times		
Big 12	2	three times		
<b>Defensive Rebounds</b>	Season	3	twice	
Career	5	Nebraska	1/12/05	
Big 12	5	Nebraska	1/12/05	
<b>Rebounds</b>	Season	4	St. Mary's	11/26/05
Career	6	Nebraska	1/12/05	
Big 12	6	Nebraska	1/12/05	
<b>Assists</b>	Season	8	St. Mary's	11/26/05
Career	10	South Dakota State	2/14/05	
Big 12	8	twice		
<b>Blocked Shots</b>	Season	-		
Career	2	twice		
Big 12	2	twice		
<b>Steals</b>	Season	4	at Colorado State	11/21/05
Career	4	twice		
Big 12	2	twice		
<b>Minutes Played</b>	Season	32	Utah	12/7/05
Career	38	Texas	2/8/05	
Big 12	38	Texas	2/8/05	



## #23 Richard Roby

6-6 • 195 • Sophomore • Guard

San Bernardino, Calif./Lawrence Acad. [Groton, Mass.]

Open option major in CU's College of Arts & Sciences

**2005-06 NOTES:** Picking up where he left from a year ago ... CU leader in a number of categories ... Leads CU in scoring, rebounding (6.3), steals (2.0), field goals made (37), free throw shooting (.800, 20-of-25), 3-pointers (17-of-32, .531), minutes played (29.8) ... Recorded first double-double of the season (third career) with 19 points, 10 rebounds versus Utah (Dec. 7) ... Has netted 10 or points in very game this season,

including 33 of 36 career games ... Has led in scoring three times and twice on the boards ... Has led CU in scoring last four games in a row (one tied) and averaging 21.8 ppg. last four games ... Named CU Athlete of the Week twice (Nov. 21-28, Nov. 29-Dec. 4) ... Netted a pair of 20+ point games (10 career).

**2005-06 PRESEASON:** Returns as the team leader in points per game (16.0), points scored (480), field goals made (169) and attempts (380), games played/starts (30/30), and steals (48) ... Excellent range from anywhere on the floor; drives and defends well; very quick ... One of the up and coming Big 12 players ... One of CU's two sophomores.

**Coach Patton says,** "Richard had a nice freshman season; his development will depend on his ability to stay focused, continue to work on getting better, and not to become complacent."

**2004-05:** Named to the Big 12 All-Freshman team ... All-Big 12 honorable mention ... Big 12 (all games) stats: seventh in 3-point field goal made (2.23), seventh in 3-point field goal percentage (.374), ninth in steals (1.60), 10th in scoring (16.0), 11<sup>th</sup> in field goal percentage (.445), 14<sup>th</sup> in free throw percentage (.728); Big 12 Conference only games: second in 3-point field goals made (2.81), fifth in 3-point field goal percentage (.391), ninth in scoring (16.6), 12<sup>th</sup> in field goal percentage (.425), 11<sup>th</sup> in steals (1.38) ... Scored the most points by a CU freshman (480) ... One of five players in the conference to make seven 3-pointers in a game and only player to make seven treys, twice ... One of four players at CU to make seven treys in a game, twice ... Two double-doubles: 17 points, 10 rebounds in Big 12 Tournament upset win over Texas (Mar. 10) and 16 points, 13 rebounds in home win over Northwestern (Nov. 28) ... Led CU in scoring 16 of 30 games; eight times on the boards (one shared) ... Team leader in points (16.0), 3-pointers made (67), steals (1.6 spg.), minutes played (30.8), field goals made (169), shot attempts (380); third in team in rebounding (4.8) ... Scored in double-digits 27 of 30 games ... Second best CU freshman all-time in points average with 16.0 ppg., second only behind former great Chauncey Billups (17.9 ppg.) in 1995-96 ... Named Phillips 66 Big 12 Rookie of the Week (Feb. 7) after scoring 20 points in back-to-back games with 29 at TTU and 22 at K-State; also named Co-Big 12 Rookie of the Week (Dec. 27) ... He's just the second player in school history to be named Phillips 66/Big 12 Conference Rookie of the Week twice.

### Game-by-Game Stats

Game	GS	Min	FGs	3FGs	FTs	O-D-Reb	Pf	A	To	BL	ST	Pts
UNC WILMINGTON	*	29	5-12	2-3	2-2	2-5-7	3	4	4	0	3	14
at Colorado State	*	22	3-6	1-3	3-6	1-2-3	1	3	1	0	1	10
vs. Saint Mary's	*	33	10-20	4-7	5-5	1-6-7	2	1	2	1	3	29
at Penn	*	33	5-10	4-4	8-8	0-4-4	4	5	2	1	1	22
CAL POLY	*	26	7-13	2-4	1-2	1-6-7	1	4	0	0	2	17
UTAH	*	36	7-17	4-11	1-2	3-7-10	0	3	1	0	2	19

### Career Statistics

Year	GP	GS	Min	Avg	FG	FGA	Pct	3FG	3FGA	3Pct	FT	FTA	Pct	O	D	T	Avg	PF	FO	A	T	BS	ST	TP	Avg
2004-05	30	30	923	30.8	169	380	.445	67	179	.374	75	103	.728	36	107	143	4.8	70	4	58	80	23	48	480	16.0

### Big 12 Conference Statistics

Year	GP	GS	Min	Avg	FG	FGA	Pct	3FG	3FGA	3Pct	FT	FTA	Pct	O	D	T	Avg	PF	FO	A	T	BS	ST	TP	Avg
2004-05	16	16	494	30.0	90	212	.425	45	115	.391	41	55	.745	14	46	60	3.8	39	2	24	39	11	22	266	16.6

### Big 12 Post-Season Statistics

Year	GP	GS	Min	Avg	FG	FGA	Pct	3FG	3FGA	3Pct	FT	FTA	Pct	O	D	T	Avg	PF	FO	A	T	BS	ST	TP	Avg
2004-05	2	2	73	36.5	14	29	.483	7	17	.412	3	4	.70	3	7	10	6.5	9	1	6	8	2	4	38	19.0

### Roby's Season/Career Highs

Points	Season	29	St. Mary's	11/26/05
Career	30	Kansas State	2/26/05	
Big 12	30	Kansas State	2/26/05	
Field Goals	Season	10	St. Mary's	11/26/05
Career	11	at Texas Tech	2/2/05	
Big 12	11	at Texas Tech	2/2/05	
Field Goal Attempts	Season	20	St. Mary's	11/26/05
Career	20	twice		
Big 12	20	at Texas Tech	2/2/05	
Three-Point Field Goals	Season	4	three times	
Career	7	twice		
Big 12	7	twice		
Three-Point Attempts	Season	11	Utah	12/7/05
Career	12	at Texas Tech	2/2/05	
Big 12	12	at Texas Tech	2/2/05	
Free Throws	Season	8	at Penn	11/29/05
Career	8	at Penn	11/29/05	
Big 12	7	Texas A&M	2/19/05	
Free Throw Attempts	Season	8	at Penn	11/29/05
Career	11	Colorado State	12/18/04	
Big 12	7	twice		
Offensive Rebounds	Season	3	Utah	12/7/05
Career	4	St. Mary's	11/26/05	
Big 12	3	twice		
Defensive Rebounds	Season	7	Utah	12/7/05
Career	10	Northwestern	11/28/04	
Big 12	9	Texas	2/8/05	
Rebounds	Season	10	Utah	12/7/05
Career	13	Northwestern	11/28/04	
Big 12	10	Texas	3/10/05	
Assists	Season	5	at Penn	11/29/05
Career	5	twice		
Big 12	5	Iowa State	3/5/05	
Blocked Shots	Season	1	St. Mary's	11/26/05
Career	3	Texas	2/8/05	
Big 12	3	Texas	2/8/05	
Steals	Season	3	twice	
Career	4	twice		
Big 12	4	Nebraska	1/12/05	
Minutes Played	Season	36	Utah	12/7/05
Career	38	twice		
Big 12	38	at Texas Tech	2/2/05	





## #32 Marcus King-Stockton

6-9 • 235 • Sophomore • Forward

Denver, Colo./Colorado Academy

Open option major in CU's College of Arts and Sciences

### 2005-06

Averages 12 minutes off the bench with 3.5 points and 3.8 rebounds a game ... Along with his physical presence in the paint, also provides a jump shot around the basket ... Grabbed seven rebounds on two occasions this season at Colorado State (Nov. 21) and at Penn (Nov. 29) ... Career-best five defensive rebounds at Penn ... Was one of three

players to grab at least seven rebounds at Penn helping CU dominate the boards with a 50-28 advantage ... Returns as one of two sophomores ... Looks to be a starter and one of the first players off the bench ... Gives CU much needed size and strength in the post.

### 2004-05

Averaged 2.3 points and 2.3 rebounds in 25 games played including one start ... Shot 20-of-37 from the field (.541) ... Best collegiate game came in home finale against Iowa State (Mar. 5) with nine points, seven rebounds and season-high 24 minutes ... First collegiate start vs. Radford (Dec. 23): 21 minutes, five rebounds, two points ... Season-best 11 points, eight rebounds and 4-of-4 from the field vs. UMKC (Dec. 21) ... 23 minutes at Missouri (Feb. 22) with three rebounds, two steals ... 22 minutes vs. Nebraska (Jan. 12) with season-high five offensive rebounds ... Five points, two rebounds vs. Colorado State (Dec. 18) ... Helped CU build first-half lead (nine points) against the Rams with three-point play on a dunk and free throw at 4:51.

### HIGH SCHOOL

Was a two-time captain junior and senior years ... Four-time most valuable player ... Three-time all-conference ... Lettered four times ... 2004 second team all-state selection ... Selected to play in the Colorado High School Coaches Association All-Star game; member of Colorado Select junior team ... Averaged 22.6 points and 8.4 rebounds ... All-Metro Senior of the Year ... Three-time all-Metro first team ... Second-team all-State ... McDonald's honorable mention.

### PERSONAL

Born Marcus Lamar King-Stockton on Nov. 18, 1985 in Denver, Colo. ... Son of Herman and Dorothy King-Stockton ... Has volunteered at various projects including Ronald McDonald House, Denver Rescue Mission, Children's Hospital and Curtis Park Community Center ... Also involved in the CEROC diversity club and the Links Crew, which helps freshmen in the transition to high school ... Competed on the Pan African Nurturing and Development Association team, which finished second in the annual interscholastic competition.

### King-Stockton's Season/Career Highs

Points			
Season	5	Cal Poly	12/3/05
Career	11	UMKC	12/21/04
Big 12	9	Iowa State	3/5/05
Field Goals			
Season	2	four times	
Career	4	UMKC	12/21/04
Big 12	3	Iowa State	3/5/05
Field Goal Attempts			
Season	6	at Colorado State	11/21/05
Career	6	at Colorado State	11/21/05
Big 12	4	Iowa State	3/5/05
Free Throws			
Season	1	Cal Poly	12/3/05
Career	3	three times	
Big 12	3	Iowa State	3/5/05
Free Throw Attempts			
Season	2	Cal Poly	12/3/05
Career	5	UMKC	12/21/04
Big 12	3	Iowa State	3/5/05
Offensive Rebounds			
Season	4	at Colorado State	11/21/05
Career	5	twice	
Big 12	5	Nebraska	1/12/05
Defensive Rebounds			
Season	5	at Penn	11/29/05
Career	5	at Penn	11/29/05
Big 12	3	Iowa State	3/5/05
Rebounds			
Season	7	twice	
Career	8	UMKC	12/21/04
Big 12	7	Iowa State	3/5/05
Assists			
Season	3	twice	
Career	3	twice	
Big 12	2	Oklahoma State	3/11/05
Turnovers			
Season	2	at Colorado State	11/21/05
Career	2	twice	
Big 12	1	three times	
Blocked Shots			
Season	2	at Colorado State	11/21/05
Career	2	five times	
Big 12	2	twice	
Steals			
Season	1	at Penn	11/29/05
Career	2	twice	
Big 12	2	at Missouri	2/22/05
Minutes Played			
Season	23	at Colorado State	11/21/05
Career	24	Iowa State	3/5/05
Big 12	24	Iowa State	3/5/05

### Game-by-Game Stats

Game	GS	Min	FGs	3FGs	FTs	O-D-Reb	Pf	A	To	BL	ST	Pts
UNC WILMINGTON	-	7	1-1	0-0	0-0	0-1-1	2	0	1	0	0	2
at Colorado State	-	23	2-6	0-0	0-0	4-3-7	4	0	2	2	0	4
vs. Saint Mary's	-	5	2-3	0-0	0-0	0-0-0	1	0	0	0	0	4
at Penn	-	11	1-3	0-0	0-0	2-5-7	2	3	0	1	1	2
CAL POLY	-	12	2-4	0-0	1-2	2-3-5	1	1	0	0	0	5
UTAH	-	14	2-2	0-0	0-0	3-0-3	3	3	1	1	0	4

### Career Statistics


Year	GP	GS	Min	Avg	FG	FGA	Pct	3FG	3FGA	3Pct	FT	FTA	Pct	O	D	T	Avg	PF	FO	A	T	BS	ST	TP	Avg
2004-05	25	1	262	10.5	20	37	.541	0	0	.000	17	26	.654	34	23	57	2.3	23	0	11	6	13	7	57	2.3

### Big 12 Conference Statistics

Year	GP	GS	Min	Avg	FG	FGA	Pct	3FG	3FGA	3Pct	FT	FTA	Pct	O	D	T	Avg	PF	FO	A	T	BS	ST	TP	Avg
2004-05	12	0	120	10.0	6	15	.400	0	0	.000	6	9	.667	15	13	28	2.3	9	0	0	3	7	5	18	1.5

### Big 12 Post-Season Statistics

Year	GP	GS	Min	Avg	FG	FGA	Pct	3FG	3FGA	3Pct	FT	FTA	Pct	O	D	T	Avg	PF	FO	A	T	BS	ST	TP	Avg
2004-05	2	0	22	11.0	1	4	.250	0	0	.000	1	2	.500	3	2	5	2.5	5	0	3	0	0	0	3	1.5



**#33 Julius Ashby**  
**6-9 • 235 • Senior • Forward/Center**  
**Trinidad & Tobago/Bates Memorial HS/  
 Marshalltown CC [Iowa]**  
 Intended major is international affairs

**ACADEMICALLY INELIGIBLE FOR FALL SEMESTER**

**Ashby's Season/Career Highs**

<b>Points</b>			
Season	-		
Career	19	vs. Oklahoma State	3/11/05
Big 12	19	vs. Oklahoma State	3/11/05
<b>Field Goals</b>			
Season	-		
Career	9	vs. Oklahoma State	3/11/05
Big 12	9	vs. Oklahoma State	3/11/05
<b>Field Goal Attempts</b>			
Season	-		
Career	11	at Michigan	11/17/04
Big 12	10	vs. Oklahoma State	3/11/05
<b>Free Throws</b>			
Season	-		
Career	6	vs. Texas	3/10/05
Big 12	6	vs. Texas	3/10/05
<b>Free Throw Attempts</b>			
Season	-		
Career	7	twice	
Big 12	7	vs. Texas	3/10/05
<b>Offensive Rebounds</b>			
Season	-		
Career	8	at California	12/7/04
Big 12	6	at Iowa State	1/22/05
<b>Defensive Rebounds</b>			
Season	-		
Career	9	at California	12/7/04
Big 12	7	at Iowa State	1/22/05
<b>Rebounds</b>			
Season	-		
Career	17	at California	12/7/04
Big 12	13	at Iowa State	1/22/05
<b>Fouls</b>			
Season	-		
Career	5	four times	
Big 12	5	three times	
<b>Assists</b>			
Season	-		
Career	4	Oklahoma State	1/30/05
Big 12	4	Oklahoma State	1/30/05
<b>Turnovers</b>			
Season	-		
Career	4	at Michigan	11/17/04
Big 12	3	twice	
<b>Blocked Shots</b>			
Season	-		
Career	6	at Michigan	11/17/04
Big 12	4	at Iowa State	1/22/05
<b>Steals</b>			
Season	-		
Career	3	four times	
Big 12	3	Oklahoma State	1/30/05
<b>Minutes Played</b>			
Season	-		
Career	38	at Iowa State	1/22/05
Big 12	38	at Iowa State	1/22/05

**2005-06 NOTES**

Returning starter in the post when healthy ... Looks to return to the lineup either Dec. 31 (Dartmouth) or Jan. 3 (Savannah State) ... CU's success in the post depends on his durability and staying injury-free ... Runs the floor well; crashes the boards and finishes around the glass; excellent shot-blocker ... Coming off two impressive showings at the Big 12 Tournament ... Averaged 16.5 points, seven rebounds, 13-of-20 from the field (.650), including a tournament record from the field 9-of-10 shooting against the Cowboys.

**Coach Patton says,** "His success will depend on his ability to stay injury-free and remain focused throughout the season."

**2004-05**

Played 22 games with 19 starts ... Averaged 7.5 points and 6.0 rebound a game ... Missed seven games with a torn tendon (Dec. 23-Jan. 15) ... Led CU in rebounding seven times, including a conference-best 13 in overtime victory at Iowa State helping the Buffs win at Ames for the first time since 1991 (13 games) ... Grabbed a team-best 17 rebounds in victory at California (Dec. 7) along with 11 points for his collegiate double-double at CU ... Tied the school road record with six blocked shots at Michigan (Nov. 17) ... Six games with at least three blocked shots ... Owned two of CU's top blocked shot games (at Michigan and at Iowa State (4)) ... Led team in rebounding seven times (twice shared) ... Scored in double-digits seven times ... Made at least five field goals in a game, four times ... Team leader in offensive rebounding (57) and second in blocked shots (33) despite missing eight games.

**PREVIOUS COLLEGE**

2003-04 second-team all-conference selection ... Averaged 15 points, eight rebounds, and four blocked shots.

**PERSONAL**

Born Julius Euler Ashby on Sept. 16, 1982 in Trinidad and Tobago ... Son of Euclid Ashby and Bernadette Guisseppi of Port of Spain, Trinidad and Tobago.

**Career Statistics**

Year	GP	GS	Min	Avg	FG	FGA	Pct	3FG	3FGA	3Pct	FT	FTA	Pct	O	D	T	Avg	PF	FO	A	T	BS	ST	TP	Avg
2004-05	22	19	555	25.2	66	132	.500	0	0	.000	34	69	.493	57	76	133	6.0	64	4	16	34	33	20	166	7.5

**Big 12 Conference Statistics**

Year	GP	GS	Min	Avg	FG	FGA	Pct	3FG	3FGA	3Pct	FT	FTA	Pct	O	D	T	Avg	PF	FO	A	T	BS	ST	TP	Avg
2004-05	12	10	312	26.0	26	58	.448	0	0	.000	10	31	.323	30	34	64	5.3	36	3	11	20	20	9	62	5.2

**Big 12 Post-Season Statistics**

Year	GP	GS	Min	Avg	FG	FGA	Pct	3FG	3FGA	3Pct	FT	FTA	Pct	O	D	T	Avg	PF	FO	A	T	BS	ST	TP	Avg
2004-05	2	2	73	36.5	13	17	.765	0	0	.000	7	11	.636	7	7	14	7.0	8	0	0	2	0	2	33	16.5



## #42 Antoine McGee

5-10 • 185 • Senior • Point-Guard

Moreno Valley, Calif./Mercersberg Academy [Pa.]

College major is economics ... Named an NCAA student-athlete leadership conference participant in Florida spring 2004

### 2005-06 NOTES

Has played in every game this season averaging 5.7 minutes in reserve role ... Gives the team depth running the point with five assists ... Has played 96 games over four-year career with 46 career starts ... Has played 1,391 consecutive minutes without fouling out in a game, fourth all-time ... Ranks 27<sup>th</sup> in assists

(176) on the school's all-time list ... One of four seniors who has played previous three seasons in a Buffs uniform ... Brother Andre, a freshman, plays at Louisville.

**Coach Patton says,** "Antoine's been a solid young man in our program who will graduate this December (2005), we're looking for team leadership from him."

### 2004-05

Played in 29 games with six starts ... Backup point-guard ... 27 assists (0.9) ... Six starts (Kansas State, at Missouri, at Richmond, at Oklahoma, at Iowa State, Missouri) ... Scored a season-high five points vs. Colorado State (Dec. 18), including a 3-pointer in the first half ... His 3-pointer vs. the Rams was his first trey of the season since making his only one last year at CSU (Dec. 10, 2003) ... Scored four points against Gardner-Webb (Dec. 28) ... Also 16 steals, three of those at Utah (Dec. 30).

### 2003-04

Started 10 of 28 games ... Averaged 12.7 minutes per night ... Recorded a career-high 10 points in Colorado's overtime win over Oklahoma (Feb. 25) with seven of those points came in the extra frame, where he scored Colorado's first five points ... Grabbed four defensive rebounds against Cal Poly (Nov. 26) ... Blocked a shot in season opener at Northwestern (Nov. 21) ... Ranked fourth on team in assists (50) and averaged 1.7 assists a game ... Had a season-best six assists vs. Tennessee State (Dec. 19).

### 2002-03

Played in all 32 games with 29 starts ... Averaged 3.0 assists and 2.6 points per game ... Split time at the point averaging nearly 20 minutes a game ... Dished out 10 assists in his second collegiate start against Stetson (Nov. 24) ... Second freshman point-guard in the Coach Patton tenure to be named the starter since Jose Winston (1998-99 season) ... Finished second on team with 95 assists ... Led CU in assists 10 times with one shared ... Had 10 games over five or more assists ... Tallied seven assists against Chicago State (Dec. 11) and in CU's home upset win over Missouri (Feb. 22) ... Was 24-of-37 (.649) from the free throw line.

### Game-by-Game Stats

Game	GS	Min	FGs	3FGs	FTs	O-D-Reb	Pf	A	To	BL	ST	Pts
UNC WILMINGTON	-	11	1-1	0-0	1-1	0-0-0	0	1	0	0	3	3
at Colorado State	-	7	0-1	0-1	0-0	0-0-0	1	0	1	0	0	0
vs. Saint Mary's	-	6	0-1	0-0	0-0	1-0-1	2	3	1	0	0	0
at Penn	-	2	0-0	0-0	0-0	0-0-0	0	0	0	0	0	0
CAL POLY	-	7	0-1	0-0	0-0	0-1-1	0	1	0	0	0	0
UTAH	-	1	0-0	0-0	0-0	0-0-0	0	0	0	0	0	0

### Career Statistics

Year	GP	GS	Min	Avg	FG	FGA	Pct	3FG	3FGA	3Pct	FT	FTA	%	O	D	T	Avg	PF	FO	A	T	BS	ST	TP	Avg
2004-05	29	6	340	11.7	10	29	.345	2	4	.500	1	4	.250	5	26	31	1.1	38	0	27	18	1	16	23	0.8
2003-04	29	11	386	13.3	19	46	.413	1	2	.500	12	25	.480	4	21	25	0.9	52	0	50	29	1	9	51	1.3
2002-03	32	29	631	19.7	27	91	.297	6	24	.250	24	37	.649	8	36	44	1.4	55	0	95	43	1	19	84	2.6
<b>TOTAL</b>	<b>90</b>	<b>46</b>	<b>1357</b>	<b>15.1</b>	<b>56</b>	<b>166</b>	<b>.337</b>	<b>9</b>	<b>30</b>	<b>.300</b>	<b>37</b>	<b>66</b>	<b>.560</b>	<b>17</b>	<b>83</b>	<b>100</b>	<b>1.1</b>	<b>145</b>	<b>0</b>	<b>172</b>	<b>90</b>	<b>3</b>	<b>44</b>	<b>158</b>	<b>1.8</b>

### Big 12 Conference Statistics

Year	GP	GS	Min	Avg	FG	FGA	Pct	3FG	3FGA	3Pct	FT	FTA	%	O	D	T	Avg	PF	FO	A	T	BS	ST	TP	Avg
2004-05	16	5	169	10.6	4	14	.286	1	2	.500	1	2	.500	2	9	11	0.7	21	0	12	7	1	5	10	0.6
2003-04	16	1	175	10.9	7	17	.412	0	1	.000	7	15	.467	2	13	15	0.9	26	0	25	13	0	5	21	1.3
2002-03	16	14	350	21.9	13	48	.271	2	11	.182	12	18	.667	3	20	23	1.4	31	0	46	24	1	12	40	2.5
<b>TOTAL</b>	<b>48</b>	<b>20</b>	<b>694</b>	<b>14.5</b>	<b>24</b>	<b>79</b>	<b>.308</b>	<b>3</b>	<b>14</b>	<b>.214</b>	<b>20</b>	<b>35</b>	<b>.571</b>	<b>7</b>	<b>42</b>	<b>49</b>	<b>1.0</b>	<b>78</b>	<b>0</b>	<b>83</b>	<b>44</b>	<b>2</b>	<b>22</b>	<b>71</b>	<b>1.5</b>

### Big 12 Post-Season Statistics

Year	GP	GS	Min	Avg	FG	FGA	Pct	3FG	3FGA	3Pct	FT	FTA	%	O	D	T	Avg	PF	FO	A	T	BS	ST	TP	Avg
2004-05	1	0	4	4.0	0	1	.000	0	0	.000	0	0	.000	0	0	0	0.0	0	0	0	0	0	0	0	0.0
2003-04	1	0	12	12.0	1	3	.333	0	0	.000	0	0	.000	1	0	1	1.0	1	0	0	1	0	0	2	2.0
2002-03	2	2	20	10.0	0	2	.000	0	0	.000	2	2	1.00	0	1	1	0.5	4	0	2	1	0	0	2	1.0
<b>TOTALS</b>	<b>4</b>	<b>2</b>	<b>36</b>	<b>8.0</b>	<b>1</b>	<b>6</b>	<b>.167</b>	<b>0</b>	<b>0</b>	<b>.000</b>	<b>2</b>	<b>2</b>	<b>1.00</b>	<b>1</b>	<b>1</b>	<b>2</b>	<b>0.7</b>	<b>5</b>	<b>0</b>	<b>2</b>	<b>2</b>	<b>0</b>	<b>0</b>	<b>4</b>	<b>1.0</b>

### McGee's Season/Career Highs

Points	Season	3	UNC Wilmington	11/18/05
Career	10	Oklahoma	2/25/04	
Big 12	10	Oklahoma	2/25/04	
Field Goals	Season	1	UNC Wilmington	11/18/05
Career	3	three times		
Big 12	3	twice		
Field Goal Attempts	Season	1	twice	
Career	7	twice		
Big 12	7	Kansas State	1/15/03	
Free Throws	Season	1	UNC Wilmington	11/18/05
Career	4	Oklahoma	2/25/04	
Big 12	4	Oklahoma	2/25/04	
Free Throw Attempts	Season	1	twice	
Career	8	Oklahoma	2/25/04	
Big 12	8	Oklahoma	2/25/04	
Offensive Rebounds	Season	1	St. Mary's	11/26/05
Career	1	18 times		
Big 12	1	seven times		
Defensive Rebounds	Season	1	Cal Poly	12/3/05
Career	4	twice		
Big 12	3	four times		
Rebounds	Season	1	St. Mary's	11/26/05
Career	5	UMKC	12/21/04	
Big 12	2	twice		
Three-Point Field Goals	Season	-		
Career	2	Kansas State	1/15/03	
Big 12	2	Kansas State	1/15/03	
Three-Point Attempts	Season	1	at Colorado State	11/21/05
Career	3	Kansas State	1/15/03	
Big 12	3	Kansas State	1/15/03	
Assists	Season	3	St. Mary's	11/26/05
Career	10	Stetson	11/24/02	
Big 12	7	Missouri	2/22/03	
Blocked Shots	Season	-		
Career	1	three times		
Big 12	1	twice		
Steals	Season	3	UNC Wilmington	11/18/05
Career	3	at Utah	12/30/04	
Big 12	2	Kansas State	2/26/05	
Minutes Played	Season	11	UNC Wilmington	11/18/05
Career	34	Kansas State	1/15/03	
Big 12	34	Kansas State	1/15/03	



**Game 1**

**Colorado 73**  
**UNC Wilmington 54**  
**Nov. 18, 2005 Coors Events Center**

**BOULDER, Colo. (AP)** - Chris Copeland's 20 points led Colorado past UNC Wilmington 73-54 Friday night, the Seahawks' first loss after three impressive wins in the Black Coaches Association Tournament.

Bufs coach Ricardo Patton, who has a .547 winning percentage and a .439 Big 12 mark in his decade in Boulder, improved to 10-0 in season openers.

Richard Roby, who led the Bufs with a 16-point average as a freshman last season, added 14 points, Jayson Obazuaye had 12 and Andy Osborn finished with 10. T.J. Carter's 12 points led the Seahawks (3-1).

With 6-9 post player Julius Ashby academically ineligible until the second semester, the Bufs turned to forwards Copeland, a junior, and Osborn, one of Colorado's nation-high 10 seniors on the roster, to control the paint and keep Wilmington from going 4-0 on its trip through the Rockies.

Copeland scored 10 first-half points - he had the only successful 3-pointer in nine tries by Colorado - and Osborn, who finished with eight boards, had eight points by halftime as the Bufs inched ahead 29-23.

The Seahawks, of the Colonial Athletic Association, have averaged better than 19 wins each of their three seasons under coach Brad Brownell. They were fresh off capturing the championship of the Black Coaches Association Tournament in Laramie, Wyo., with wins over Butler, Wyoming and Northwestern.

But instead of being in rhythm, they were tired. Both teams started out slowly with Wilmington shooting 39 percent (10-of-26) in the first half and Colorado 38 percent (11-of-29).

The Seahawks were within six at 38-32 when the Buffaloes, led by Copeland's five points, used an 18-2 run to take control. Antoine McGee's three-point play with 11:12 remaining made it 56-34.

Back-to-back baskets by Roby and Copeland's three-point play made it 68-44 with 3:46 left.

**UNC WILMINGTON (3-1)**

Player	FGs	3-pt	FT	O-D	R	F	TP	A	TO	B	S	Min	
Laue	f	4-8	2-3	0-2	2-1	3	4	10	1	2	1	0	18
Hendley	f	2-8	0-1	0-0	3-3	6	3	4	0	3	0	0	29
Wyrick	f	2-7	0-0	0-0	0-5	5	2	4	1	6	1	1	30
Goldsberry	g	3-4	1-2	0-0	1-0	1	4	7	6	2	0	1	26
Soyebo	g	0-3	0-1	0-0	0-3	3	2	0	3	5	0	1	21
Carter	g	4-9	2-6	2-2	0-1	1	1	12	1	5	0	0	25
Fountain	g	1-5	0-1	0-0	0-3	3	0	2	0	0	0	0	9
Lay	g	0-1	0-0	2-2	0-0	0	3	2	0	1	0	0	11
Miller	g	2-4	0-0	0-0	3-1	4	0	4	1	1	0	0	9
Grkovic	g	0-1	0-0	0-0	0-0	0	1	0	0	0	0	0	11
Kuljanin	g	4-4	0-0	1-2	1-1	2	4	9	0	1	0	0	11
Team					2-1	3							
Totals		22-54	5-14	5-8	12-19	31-24	54	13	26	2	3	200	

FG% 1st Hlf 10-26 38.5% 2nd Hlf 12-28 42.9% Game 40.7%  
 3-Pt.FG% 1st Hlf 2-6 33.3% 2nd Hlf 3-8 37.5% Game 35.7%  
 FT % 1st Hlf 1-2 50.0% 2nd Hlf 4-6 66.7% Game 62.5%  
 deadball rebounds: 0

**COLORADO (1-0)**

Player	FGs	3-pt	FT	O-D	R	F	TP	A	TO	B	S	Min	
Osborn	f	4-10	0-4	2-2	3-5	8	3	10	1	0	3	34	
Copeland	f	5-6	2-3	8-9	2-3	5	2	20	0	4	2	1	28
Obazuaye	g	5-10	0-2	2-6	2-5	7	2	12	3	5	1	2	31
Coleman	g	3-10	0-2	1-2	2-3	5	1	7	2	2	0	2	28
Roby	g	5-12	2-3	2-2	2-5	7	3	14	4	4	0	3	29
Eddy	g	1-1	0-0	1-2	2-0	2	0	3	0	0	0	0	8
Senger	g	0-0	0-0	0-0	0-0	0	0	0	0	0	0	1	2
Freeman	g	0-0	0-0	0-0	0-0	0	0	0	0	0	0	0	2
Hall	g	1-5	0-3	0-0	0-0	0	0	2	1	1	0	2	16
King-Stockton	g	1-1	0-0	0-0	0-1	1	2	2	0	1	0	0	7
McGee	g	1-1	0-0	1-1	0-0	0	0	3	1	0	0	3	11
Williams	g	0-0	0-0	0-0	0-0	0	1	0	0	0	0	0	4
Team					0-1	1							
Totals		26-56	4-17	17-24	13-23	36-14	73	12	17	6	7	200	

FG% 1st Hlf 11-29 37.9% 2nd Hlf 15-27 55.6% Game 46.4%  
 3-Pt.FG% 1st Hlf 1-9 11.1% 2nd Hlf 3-8 37.5% Game 23.5%  
 FT % 1st Hlf 6-8 75.0% 2nd Hlf 11-16 68.8% Game 70.8%  
 deadball rebounds: 5

UNCW	23	31	54
Colorado	29	44	73

Officials: Rick Randall, Warren Evans, Chuck Hood  
 Technicals: none. Attendance: 3268. Fouled out: none.

**Game 2**

**Colorado 82**  
**at Colorado State 83**  
**Nov. 21, 2005 Moby Arena**

**FORT COLLINS, Colo. (AP)** - Sophomore Sean Morris scored a career-best 34 points and his older brother, senior Michael Morris, sank two critical free throws with 10 seconds left as Colorado State beat Colorado, 83-82 Monday night.

After the elder Morris' free throws made it 83-80, Chris Copeland inexplicably dished it inside to Martane Freeman, whose dunk made it 83-82.

The Bufs called timeout with 2.3 seconds left, and Cory Lewis' inbounds pass bounced off Jason Smith with 1.5 seconds left, giving the ball back to the Buffaloes underneath their basket.

Michael Harrison tipped Marcus Hall's inbounds pass to Smith, who dribbled out the clock, securing the Rams' 25th straight home opening victory and their first win over the Bufs since 1999, setting off a wild celebration at Moby Arena, where the students stormed the court.

Smith added 16 points for the Rams (2-0), who also got 10 points each from Harrison and Lewis. Hall added 12 points, seven assists and tied a career-best four steals.

Freeman's career-high 17 points off the bench and Copeland's 16 points led the Bufs (1-1), who saw a 74-66 lead with 7 1/2 minutes vanish when the Rams turned up their pressure defense.

Sean Morris tied it at 79 with 52 seconds left when he sank his school record-tying ninth 3-pointer.

Hall charged at the other end, then fouled Smith, whose two free throws with 26 seconds left gave the Rams the lead for good at 81-79.

Richard Roby (10 points) was fouled with 11 seconds left but missed one of two foul shots, leaving the Rams ahead by a point. After a timeout, Roby fouled Michael Morris, who calmly sank both free throws for an 83-80 lead.

The Bufs have long played a running style and they appeared set to extend their winning streak over the Rams to six for the first time since 1946-50 when they built an eight-point second half lead.

Andy Osborn (11 points) sank three 3-pointers in helping Colorado built a 43-40 halftime lead but he scored just two points in the second half.

**COLORADO (1-1)**

Player	FGs	3-pt	FT	O-D	R	F	TP	A	TO	B	S	Min	
Osborn	f	4-7	3-6	0-0	0-0	0	4	11	1	2	0	0	25
Copeland	f	7-12	1-3	1-4	2-3	5	1	16	2	0	0	1	31
Obazuaye	g	3-9	0-1	1-2	2-3	5	5	7	3	2	0	2	24
Coleman	g	2-4	1-1	0-0	2-0	2	2	5	3	4	0	0	14
Roby	g	3-6	1-3	3-6	1-2	3	1	10	3	1	0	1	22
Eddy	g	0-0	0-0	0-0	0-0	0	0	0	0	0	0	0	1
Freeman	g	6-8	0-1	5-6	1-1	2	3	17	2	0	1	3	24
Hall	g	5-8	1-2	1-1	1-2	3	4	12	7	4	0	4	29
King-Stockton	g	2-6	0-0	0-0	4-3	7	4	4	0	2	2	0	23
McGee	g	0-1	0-1	0-0	0-0	0	1	0	0	1	0	0	7
Team					2-3	5							
Totals		32-61	7-18	11-19	15-17	32-25	82	21	16	3	11	200	

FG% 1st Hlf 15-31 48.4% 2nd Hlf 17-30 56.7% Game 52.5%  
 3-Pt.FG% 1st Hlf 6-10 60.0% 2nd Hlf 1-8 12.5% Game 38.9%  
 FT % 1st Hlf 7-10 70.0% 2nd Hlf 4-9 44.4% Game 57.9%  
 deadball rebounds: 5

**COLORADO STATE (2-0)**

Player	FGs	3-pt	FT	O-D	R	F	TP	A	TO	B	S	Min	
Smith	f	5-8	0-0	6-9	0-6	6	3	16	5	6	1	3	35
Harrison	f	4-9	0-0	2-5	2-3	5	3	10	6	3	3	2	37
Morris, S.	g	10-18	9-16	5-6	1-4	5	1	34	1	3	0	1	31
Lewis	g	4-7	2-4	0-0	0-0	0	4	10	0	4	0	1	33
Morris, M.	g	1-3	0-2	3-4	2-1	3	1	5	7	2	2	0	27
Clark	g	0-0	0-0	2-2	0-0	0	0	2	1	0	0	0	8
Harris	g	0-0	0-0	0-0	0-2	2	2	0	0	0	0	0	5
Robinson	g	0-2	0-0	0-0	2-0	2	0	0	0	1	0	0	11
Patterson	g	0-0	0-0	0-0	1-0	1	0	0	0	0	0	0	2
Brown	g	0-0	0-0	0-0	0-0	0	0	0	0	0	0	0	0
Gilling	g	2-3	2-3	0-0	0-0	0	1	6	0	1	0	0	11
Team					3-1	4							
Totals		26-50	13-25	18-26	11-17	28-17	83	20	20	6	7	200	

FG% 1st Hlf 15-29 51.7% 2nd Hlf 11-21 52.4% Game 52.0%  
 3-Pt.FG% 1st Hlf 7-15 46.7% 2nd Hlf 6-10 60.0% Game 52.0%  
 FT % 1st Hlf 3-4 75.0% 2nd Hlf 15-22 68.2% Game 69.2%  
 deadball rebounds: 4

Colorado	43	39	82
Colorado St.	40	43	83

Officials: Steve Welmer, Mark Whitehead, Rick Hartzell  
 Technicals: none. Attendance: 3268. Fouled out: none.

**Game 3**

**Colorado 73**  
**Saint Mary's 54**  
**Nov. 26, 2005 Pepsi Center**

**DENVER, Colo. (AP)** - Richard Roby scored 17 of his 29 points in the first half and Colorado cruised to a 73-54 win over Saint Mary's on Saturday night in the Colorado Classic.

Roby, who averaged 16 points as a freshman, had started the season in somewhat of a slump, averaging just 12 points in the Bufs' 1-1 start that included a last-second loss to archrival Colorado State.

So, Roby stayed in the gym after practice to work on his game and it paid off at the Pepsi Center.

He was 4-of-7 from beyond the arc and also grabbed six rebounds off the defensive glass and stole the ball three times.

Dominique Coleman added 10 points for the Bufs, who improved to 5-1 against the Gaels of the West Coast Conference. Marcus Hall added a season-best eight assists, while freshman Calvin Williams came off the bench to grab seven rebounds.

Daniel Kickert's 22 points led the Gaels (1-1), who had a height advantage but couldn't keep up with the Bufs' faced-paced tempo led by Roby and quickly fell behind.

The Buffaloes (2-1) jumped out to a 40-26 halftime lead thanks to Roby's 17 points, two steals and a blocked shot. He was also 3-for-3 from three-point range.

The Gaels cut the deficit to single digits on Brett Collin's basket that made it 49-40 with 11 minutes left, but the Bufs quickly put to rest any hope of a comeback when Coleman slammed back-to-back baskets.

Colorado rebuilt its cushion to 67-49 on consecutive fastbreak buckets by Marcus King-Stockton with 3 1/2 minutes remaining.

Collins had 16 points and 11 boards for Saint Mary's.

**SAINT MARY'S (1-1)**

Player	FGs	3-pt	FT	O-D	R	F	TP	A	TO	B	S	Min	
Kickert	f	8-16	3-6	3-3	1-2	3	3	22	0	4	0	2	33
Collins	f	7-17	0-1	2-6	5-6	11	1	16	1	3	0	1	34
Rhalimi	c	1-2	0-0	0-0	0-4	4	1	2	0	1	0	0	7
DaSilva	g	1-4	1-3	0-0	1-3	4	1	3	1	5	1	0	25
Golden	g	0-2	0-1	0-0	0-3	3	4	0	0	1	1	1	19
Bond	g	0-2	0-1	0-0	0-0	0	0	0	0	0	0	0	6
White	g	0-1	0-1	3-4	0-0	0	1	3	0	0	0	0	6
Hunter	g	1-2	0-0	1-3	1-2	3	2	3	1	1	0	2	19
O'Leary	g	0-3	0-2	0-0	1-3	4	1	0	0	2	0	0	11
McCaughy	g	0-0	0-0	0-0	0-0	0	0	0	1	0	0	0	7
Simpson	g	1-5	0-2	1-4	2-3	5	1	3	0	2	1	0	15
Walberg	g	0-0	0-0	0-0	0-0	0	0	0	0	0	0	0	2
Sholberg	g	0-0	0-0	2-4	1-1	1	2	2	0	2	1	0	16
Team					1-3	4							

**Game 4**

**Colorado** 78  
**at Penn** 60  
**Nov. 29, 2005** The Palestra

**PHILADELPHIA, Pa.** - Sophomore guard Richard Roby and senior forward Chris Copeland scored 22 and 20 points, respectively leading the University of Colorado Buffaloes to 78-60 victory over the University of Pennsylvania at The Palestra.

CU/Penn played the first 20 minutes of play all even and went to the intermission with a 37-37 tie. Unfortunately for the Quakers, they went ice cold during the second half, and the Buffaloes took advantage to earn the 18-point win.

After shooting nearly 44 percent from the field during the first stanza, Penn (2-1) went just 9-of-31 (29.0 percent) in the second half including 2-of-15 (13.3 percent) from three-point land. CU on the other hand was 15-of-33 (45.5 percent) and an impressive 8-of-10 (.800) from the free throw line.

CU (3-1) jumped all over Penn to start the game, scoring nine of the game's first 10 points. However, the Quakers responded with an 8-3 run to draw within three, then reeled off 11 unanswered points to lead 20-16.

Roby led a five-point Colorado run that gave the Buffs back the lead, but after the teams traded buckets Penn went on another 11-point streak that pushed its lead to 33-23. Roby was again on display, though, scoring 10 points as CU climbed back to tie the game at the break. At the half Roby had 17 points and had missed just one of his 11 shots from the field (4-of-5 field goals including 3-of-3 three-pointers, 6-of-6 free throws).

The Buffs scored seven of the first 10 points in the second half to take a 44-40 lead, then extended that advantage to 50-42 as the Quakers missed several opportunities. Penn was within nine points with seven minutes left (57-48), but Colorado dropped seven of the next eight points to make its lead 15 (64-49) and Penn never got inside double digits after that.

Senior guard Jayson Obazuaye led the CU dominance on the glass with a game-high and career-high nine rebounds helping CU to a 50-28 advantage. Copeland added seven rebounds along with sophomore Marcus King-Stockton tying a personal-best seven boards.

**COLORADO (3-1)**

Player	FGs	3-pt	FT	O-D	R	F	TP	A	TO	B	S	Min
Osborn	f	3-7	2-4	0-0	4	3	8	0	3	0	0	21
Copeland	f	7-11	2-4	4-4	2-5	4	4	20	0	3	0	25
Obazuaye	g	2-9	0-1	0-0	2-7	9	2	4	2	2	0	31
Hall	g	4-8	0-1	0-0	1-1	2	2	8	3	2	0	28
Roby	g	5-10	4-4	8-8	0-4	4	4	22	5	2	1	33
Eddy	g	0-1	0-1	0-1	1-1	2	1	0	0	0	0	5
Senger	g	0-0	0-0	0-0	0-2	2	1	0	0	0	0	8
Coleman	g	3-4	0-0	0-1	0-4	4	0	6	1	1	0	17
Freeman	g	2-4	0-0	4-6	2-0	2	4	8	1	3	0	14
Williams	g	0-0	0-0	0-0	1-1	2	0	0	2	0	0	1
Arrington	g	0-0	0-0	0-0	0-0	0	0	0	0	0	0	1
King-Stockton	g	1-3	0-0	0-0	2-5	7	2	2	3	0	1	11
McGee	g	0-0	0-0	0-0	0-0	0	0	0	0	0	0	2
Team					1-4	5						
Totals		27-57	8-15	16-20	12-38	50-23	78	15	18	2	9	200

FC%	1st Hlf	12-24	50.0%	2nd Hlf	15-33	45.5%	Game	47.4%
3-Pt.FG%	1st Hlf	5-9	55.6%	2nd Hlf	3-6	50.0%	Game	53.3%
FT %	1st Hlf	8-10	80.0%	2nd Hlf	8-10	80.0%	Game	80.0%

**PENN (2-1)**

Player	FGs	3-pt	FT	O-D	R	F	TP	A	TO	B	S	Min
Danley	f	4-9	0-0	6-10	1-5	6	3	14	5	0	1	32
Ebede	f	2-4	1-2	0-0	0-2	2	4	5	1	0	0	22
Grandieri	g	0-2	0-1	0-1	2-5	7	1	0	4	2	0	30
Jaaber	g	7-12	2-4	0-2	1-2	3	4	16	2	1	0	27
Osmundson	g	3-14	2-9	3-6	1-2	3	1	11	2	4	0	36
Ege	g	0-1	0-1	0-0	0-0	0	0	0	0	0	0	1
Whitehurst	g	3-7	1-4	0-0	0-0	0	4	7	2	1	0	15
Franklin	g	0-0	0-0	0-0	0-0	0	0	0	0	0	0	1
Zoller	g	3-8	0-2	1-2	2-2	4	2	7	0	0	0	22
McMahon	g	0-4	0-4	0-0	0-1	1	1	0	2	0	0	9
Votel	g	0-0	0-0	0-0	0-0	0	1	0	0	1	0	5
Team					2	2						
Totals		22-61	6-27	10-21	7-21	28-21	60	16	12	1	8	200

FC%	1st Hlf	13-30	43.3%	2nd Hlf	9-31	29.0%	Game	36.1%
3-Pt.FG%	1st Hlf	4-12	33.3%	2nd Hlf	2-15	13.3%	Game	22.2%
FT %	1st Hlf	7-11	63.6%	2nd Hlf	3-10	30.0%	Game	47.6%

Colorado	37	41	78
Penn	37	23	60

Officials: Rich Giallella, Alvin Cox, Ron Tyburnski  
 Technicals: Freeman. Attendance: 6249. Fouled out: none.

**Game 5**

**Colorado** 93  
**Cal Poly** 75  
**Dec. 3, 2005** Coors Events Center

**BOULDER** - The University of Colorado men's basketball team placed all five of its starters in double figures led with 17 points each by Andy Osborn and Richard Roby as the Buffaloes cruised to a 93-75 victory over Cal Poly at the Coors Events Center.

With the win, CU improves to 4-1, having won its last three in a row, while the Mustangs drop their fourth straight and fall to 1-4.

Other starters who reached double figures for the Buffs were Jayson Obazuaye (13 pts.), Chris Copeland (12 pts.) and Marcus Hall, who finished the game with 11 points and five assists.

"It was a good game, a good win," said CU head coach Ricardo Patton. "There was some good, but some bad. But, overall, I thought the guys played fairly well. In fact, we had only five turnovers."

The Buffaloes raced out to a 45-39 advantage at the intermission on 51.5 percent shooting (17-of-33), getting balanced scoring from all five of its starters, including Roby and Osborn with nine points apiece.

Midway through the first half, CU rallied from its biggest deficit of the game (four points) with a 9-0 run over the next two minutes, pushing its lead to eight points (31-23).

In the second half, CU continued to hold its advantage over the Mustangs, extending its lead to 22 points with five minutes remaining as Osborn hit his fourth three-pointer of the game and an 87-65 lead.

Osborn also recorded his second career double-double in a CU uniform, grabbing 10 rebounds to go with his 17 points. Osborn's 10 boards helped CU dominate the Mustangs under the basket with a 46-33 advantage.

**CAL POLY (1-4)**

Player	FGs	3-pt	FT	O-D	R	F	TP	A	TO	B	S	Min
Stephenson	f	3-9	1-3	1-3	5-7	12	1	8	1	2	1	31
Leavitt	f	7-10	1-2	2-3	2-3	5	3	17	1	3	3	29
Whiten	g	4-11	4-9	0-0	0-0	1	4	12	1	2	0	27
Thomas	g	4-9	1-4	0-1	0-4	4	3	9	5	5	0	34
Stockalper	g	7-9	3-4	0-0	1-3	4	2	17	3	1	0	27
Osborn	g	0-2	0-1	0-0	0-3	3	1	0	1	0	0	11
Henry	g	1-1	1-1	0-0	0-0	0	1	3	0	0	0	6
Socci	g	1-1	0-0	2-2	0-0	0	1	4	0	0	0	7
McGinn	g	2-4	1-2	0-0	1-1	2	0	5	2	0	0	16
Thuro	g	0-2	0-0	0-0	0-0	0	3	0	1	0	0	12
Team					1-1	2						
Totals		29-58	12-26	5-9	10-23	33-19	75	13	15	4	2	200

FC%	1st Hlf	15-29	51.7%	2nd Hlf	14-29	48.3%	Game	50.0%
3-Pt.FG%	1st Hlf	8-16	50.0%	2nd Hlf	4-10	40.0%	Game	46.2%
FT %	1st Hlf	1-1	100.0%	2nd Hlf	4-8	50.0%	Game	55.6%

**COLORADO (4-1)**

Player	FGs	3-pt	FT	O-D	R	F	TP	A	TO	B	S	Min
Osborn	f	6-11	4-9	1-2	5-5	10	0	17	1	1	2	0
Copeland	f	4-9	0-3	4-9	3-2	5	2	12	1	0	1	23
Obazuaye	g	6-8	0-0	1-3	3-1	4	0	13	1	0	1	25
Hall	g	5-9	1-4	0-0	0-2	2	3	11	5	1	0	22
Roby	g	7-13	2-4	1-2	1-6	7	1	17	4	0	0	26
Eddy	g	1-4	0-1	1-2	0-0	0	0	3	0	0	0	7
Carder	g	1-2	1-2	0-0	1-1	1	0	3	0	0	0	4
Senger	g	0-1	0-0	0-0	0-0	0	0	0	0	1	0	3
Coleman	g	2-7	0-3	1-1	1-2	3	1	5	4	2	0	20
Freeman	g	2-2	0-0	2-2	3-0	3	2	6	1	0	0	11
Williams	g	0-3	0-1	1-2	2-0	2	1	1	0	0	0	4
Arrington	g	0-1	0-0	0-0	2-1	3	0	0	0	0	0	2
King-Stockton	g	2-4	0-0	1-2	2-3	5	1	5	1	0	0	12
McGee	g	0-1	0-0	0-0	0-1	1	0	0	1	0	0	7
Team												
Totals		36-75	8-27	13-25	22-24	46-11	93	19	5	6	10	200

FC%	1st Hlf	17-33	51.5%	2nd Hlf	19-42	45.2%	Game	48.0%
3-Pt.FG%	1st Hlf	4-12	33.3%	2nd Hlf	4-15	26.7%	Game	29.6%
FT %	1st Hlf	7-12	58.3%	2nd Hlf	6-13	46.2%	Game	52.0%

Cal Poly	39	36	75
Colorado	45	48	93

Officials: Larry Rose, Terry Davis, Joe Townsell  
 Technicals: Cal Poly team. Attendance: 1559. Fouled out: none.

**Game 6**

**Colorado** 76  
**Utah** 52  
**Dec. 7, 2005** Coors Events Center

**BOULDER (AP)** - Sophomore guard Richard Roby collected his third career double-double of 19 points and 10 rebounds leading Colorado to a 76-52 home win Wednesday night at the Coors Events Center.

Chris Copeland added 16 points as Colorado (5-1) extended its winning streak to four. Bryant Markson and Chris Jackson led Utah (4-2) with 13 and 12 points, respectively.

"That was a great win," said Colorado head coach Ricardo Patton. "Utah is a really good basketball team. We had a lot of different lineups and everybody contributed. Like always, we need to take a look at the tape and try to improve."

The Utes had won the last two meetings between the two teams, but struggled with 17 turnovers and were only 2-for-14 in 3-pointers as they scored a season-low 16 points in the first half.

Colorado started the second half making 2-of-7 shots, allowing Utah to cut a 17-point halftime deficit to 38-31 on a 3-pointer and a layup by Johnnie Bryant five minutes into the half.

Martane Freeman hit two straight shots after a driving layup by Marcus Hall to put the Buffaloes back up by 44-31.

Two free throws by Copeland capped a 6-0 run to give Colorado its biggest lead, 56-37, with 8:21 left. Utah got as close as 66-51 in the remaining three minutes on a layup by Ricky Johns.

Colorado started slowly, missing 14-of-15 shots to start the game and trailed 10-3 after a layup by Utah's Luke Nevill. But the Buffaloes began finding their range from beyond the 3-point arc, connecting on seven 3-pointers, three by Roby and outscored Utah, 30-6 over the last 11:57 of the first half to lead 33-16. Colorado was 12-for-37 on 3-pointers.

Copeland and Marcus Hall had two 3-pointers each in the first period. In contrast, the Utes were 0-for-4 on 3-pointers and shot 33 percent against a suffocating defense that also forced 11 turnovers.

**UTAH (4-2)**

Player	FGs	3-pt	FT	O-D	R	F	TP	A	TO	B	S	Min
Markson	f	4-10	0-2	5-5	3-2	5	4	13	2	3	0	32
Green	f	1-6	1-4	0-0	1-4	5	2	3	2	4	0	26
Jackson	c	6-9	0-1	0-4	2-5	7	1	12	0	0	1	19
Bryant	g	2-8	1-3	0-0	0-6	6	0	5	0	2	0	34
Drisdom	g	0-2	0-1	0-1	0-2	2	3	0	0	2	0	18
Borha	g	3-5	0-1	1-2	1-3	4	3	7	3	3	0	18
Iverson	g	0-0	0-0	0-0	0-0	0	0	0	0	0	0	5
Johns	g	1-2	0-1	0-1	0-1	1	0	2	0	0	0	16
Nevill	g	3-5	0-0	1-1	1-3	4	2	7	0	2	0	21
Langvad	g	1-3	0-1	1-2	0-0	0	0					

**The Automated ScoreBook**  
**Colorado Combined Team Statistics (as of Dec 07, 2005)**  
**All games**

<b>RECORD:</b>	<b>OVERALL</b>	<b>HOME</b>	<b>AWAY</b>	<b>NEUTRAL</b>
<b>ALL GAMES.....</b>	<b>(5-1)</b>	<b>(3-0)</b>	<b>(1-1)</b>	<b>(1-0)</b>
<b>CONFERENCE.....</b>	<b>(0-0)</b>	<b>(0-0)</b>	<b>(0-0)</b>	<b>(0-0)</b>
<b>NON-CONFERENCE.....</b>	<b>(5-1)</b>	<b>(3-0)</b>	<b>(1-1)</b>	<b>(1-0)</b>

## Player	GP-GS	Min--Avg	---TOTAL---		---3-PTS---		FT-FTA	Pct	---REBOUNDS---				PF	FO	A	TO	Blk	Stl	Pts	Avg
			FG-FGA	Pct	3FG-FGA	Pct			Off	Def	Tot	Avg								
23 Roby, Richard.....	6-6	179 29.8	37-78	.474	17-32	.531	20-25	.800	8	30	38	6.3	11	0	20	10	2	12	111	18.5
15 Copeland, Chris....	6-6	161 26.8	32-60	.533	9-24	.375	20-29	.690	13	23	36	6.0	15	0	8	11	5	9	93	15.5
04 Osborn, Andy.....	6-6	159 26.5	21-49	.429	10-32	.313	4-7	.571	11	18	29	4.8	14	0	5	9	6	5	56	9.3
21 Hall, Marcus.....	6-4	149 24.8	20-44	.455	4-16	.250	1-3	.333	3	11	14	2.3	11	0	26	11	0	9	45	7.5
05 Obazuaye, Jayson...	6-6	139 23.2	18-47	.383	0-4	.000	5-15	.333	12	20	32	5.3	11	1	9	12	2	5	41	6.8
12 Freeman, Martane...	6-0	84 14.0	14-25	.560	0-5	.000	12-16	.750	9	3	12	2.0	13	0	7	6	1	8	40	6.7
11 Coleman, Dominique.	6-2	117 19.5	16-38	.421	1-9	.111	2-6	.333	5	14	19	3.2	10	0	14	12	0	9	35	5.8
32 King-Stockton,Marcu	6-0	72 12.0	10-19	.526	0-0	.000	1-2	.500	11	12	23	3.8	13	0	7	4	4	1	21	3.5
01 Eddy, Glean.....	6-0	34 5.7	5-11	.455	2-5	.400	3-6	.500	4	3	7	1.2	1	0	2	0	0	1	15	2.5
25 Williams, Calvin...	4-0	30 7.5	2-8	.250	0-1	.000	1-2	.500	7	4	11	2.8	6	0	0	2	1	0	5	1.3
10 Senger, Scott.....	5-0	25 5.0	2-4	.500	0-0	.000	0-0	.000	5	3	8	1.6	1	0	0	2	0	2	4	0.8
42 McGee, Antoine.....	6-0	34 5.7	1-4	.250	0-1	.000	1-1	1.000	1	1	2	0.3	3	0	5	2	0	3	3	0.5
03 Carder, Kyle.....	1-0	4 4.0	1-2	.500	1-2	.500	0-0	.000	0	1	1	1.0	0	0	0	0	0	0	3	3.0
02 Boidock, Billy....	1-0	0 0.0	1-1	1.000	1-1	1.000	0-0	.000	0	0	0	0.0	0	0	0	0	0	0	3	3.0
30 Arrington, Lamont...	4-0	13 3.3	0-2	.000	0-0	.000	0-0	.000	3	2	5	1.3	2	0	0	0	2	1	0	0.0
TEAM.....									5	10	15	2.5	0		0					
-----																				
Total.....	6	1200	180-392	.459	45-132	.341	70-112	.625	97	155	252	42.0	111	1	103	81	23	65	475	79.2
Opponents.....	6	1200	139-327	.425	42-123	.341	58-104	.558	61	136	197	32.8	113	-	73	112	18	31	378	63.0

TEAM STATISTICS	CU	OPP	DATE	OPPONENT	W/L	SCORE	ATTEND
-----							
SCORING.....	475	378	11/18/05	UNC WILMINGTON	W	73-54	3268
Points per game.....	79.2	63.0	11/21/05	at Colorado State	L	82-83	5868
Scoring margin.....	+16.2	-	^11/26/05	vs Saint Mary's	W	73-54	5035
FIELD GOALS-ATT.....	180-392	139-327	11/29/05	at Penn	W	78-60	6249
Field goal pct.....	.459	.425	12/03/05	CAL POLY	W	93-75	1559
3 POINT FG-ATT.....	45-132	42-123	12/07/05	UTAH	W	76-52	2472
3-point FG pct.....	.341	.341	^ = Colorado Classic (Denver, Colo.)				
3-pt FG made per game..	7.5	7.0	* = Conference game				
FREE THROWS-ATT.....	70-112	58-104					
Free throw pct.....	.625	.558					
REBOUNDS.....	252	197					
Rebounds per game.....	42.0	32.8					
Rebounding margin.....	+9.2	-					
ASSISTS.....	103	73					
Assists per game.....	17.2	12.2					
TURNOVERS.....	81	112					
Turnovers per game.....	13.5	18.7					
Turnover margin.....	+5.2	-					
Assist/turnover ratio..	1.3	0.7					
STEALS.....	65	31					
Steals per game.....	10.8	5.2					
BLOCKS.....	23	18					
Blocks per game.....	3.8	3.0					
WINNING STREAK.....	4	-					
Home win streak.....	3	-					
ATTENDANCE.....	7299	17152					
Home games-Avg/Game....	3-2433	2-6058					
Neutral site-Avg/Game..	-	1-5035					

SCORE BY PERIODS:	1st	2nd	Total
-----			
Colorado.....	227	248	- 475
Opponents.....	181	197	- 378